

Chapter 3: Parallel Lines and Transversals

3-3 Proving Lines Parallel

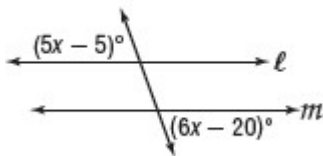
Identify Parallel Lines Before, you learned that if two parallel lines are cut by a transversal, then certain relationships between alternate interior, alternate exterior, consecutive interior, and corresponding angles exist. The converse of those relationships are also true, so that:

If	then
<ul style="list-style-type: none"> • corresponding angles are congruent, • alternate exterior angles are congruent, • consecutive interior angles are supplementary, • alternate interior angles are congruent, or <p><i>Also</i></p> <ul style="list-style-type: none"> • two lines are perpendicular to the same line, 	<p>the lines are parallel.</p>

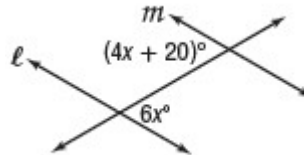
Exercises

Find x so that $l \parallel m$. Identify the postulate or theorem you used.

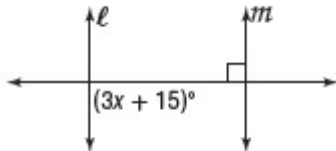
1.



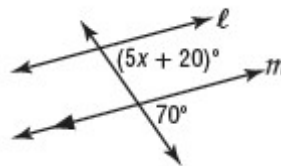
2.



3.



4.



Chapter 3: Parallel Lines and Transversals

3-3 Proving Lines Parallel

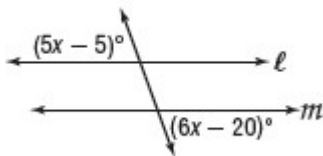
Identify Parallel Lines Before, you learned that if two parallel lines are cut by a transversal, then certain relationships between alternate interior, alternate exterior, consecutive interior, and corresponding angles exist. The converse of those relationships are also true, so that:

If	then
<ul style="list-style-type: none"> • corresponding angles are congruent, • alternate exterior angles are congruent, • consecutive interior angles are supplementary, • alternate interior angles are congruent, or <p><i>Also</i></p> <ul style="list-style-type: none"> • two lines are perpendicular to the same line, 	the lines are parallel.

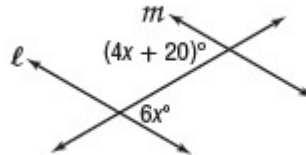
Exercises

Find x so that $l \parallel m$. Identify the postulate or theorem you used.

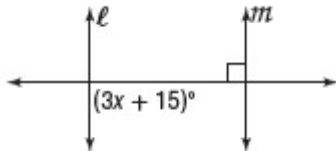
1.



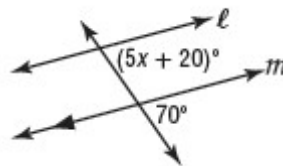
2.



3.



4.



Chapter 3: Parallel Lines and Transversals

3-3 Proving Lines Parallel

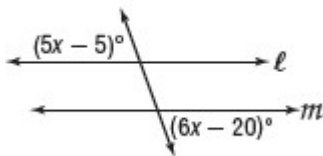
Identify Parallel Lines Before, you learned that if two parallel lines are cut by a transversal, then certain relationships between alternate interior, alternate exterior, consecutive interior, and corresponding angles exist. The converse of those relationships are also true, so that:

If	then
<ul style="list-style-type: none"> • corresponding angles are congruent, • alternate exterior angles are congruent, • consecutive interior angles are supplementary, • alternate interior angles are congruent, or <p><i>Also</i></p> <ul style="list-style-type: none"> • two lines are perpendicular to the same line, 	the lines are parallel.

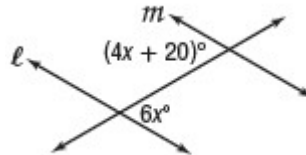
Exercises

Find x so that $l \parallel m$. Identify the postulate or theorem you used.

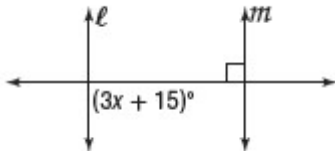
1.



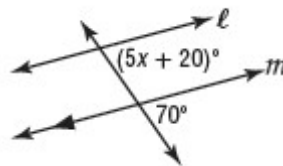
2.



3.



4.



Chapter 3: Parallel Lines and Transversals

3-3 Proving Lines Parallel

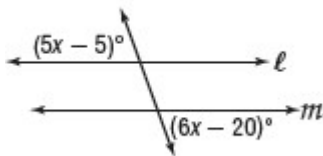
Identify Parallel Lines Before, you learned that if two parallel lines are cut by a transversal, then certain relationships between alternate interior, alternate exterior, consecutive interior, and corresponding angles exist. The converse of those relationships are also true, so that:

If	then
<ul style="list-style-type: none"> • corresponding angles are congruent, • alternate exterior angles are congruent, • consecutive interior angles are supplementary, • alternate interior angles are congruent, or <p><i>Also</i></p> <ul style="list-style-type: none"> • two lines are perpendicular to the same line, 	the lines are parallel.

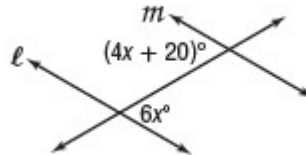
Exercises

Find x so that $l \parallel m$. Identify the postulate or theorem you used.

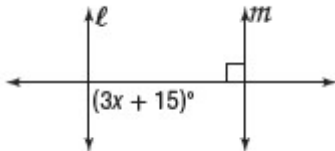
1.



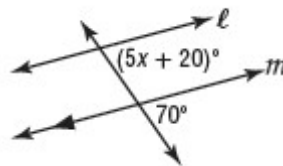
2.



3.



4.



Chapter 3: Parallel Lines and Transversals

3-3 Proving Lines Parallel

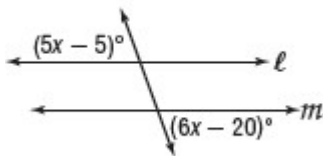
Identify Parallel Lines Before, you learned that if two parallel lines are cut by a transversal, then certain relationships between alternate interior, alternate exterior, consecutive interior, and corresponding angles exist. The converse of those relationships are also true, so that:

If	then
<ul style="list-style-type: none"> • corresponding angles are congruent, • alternate exterior angles are congruent, • consecutive interior angles are supplementary, • alternate interior angles are congruent, or <p><i>Also</i></p> <ul style="list-style-type: none"> • two lines are perpendicular to the same line, 	the lines are parallel.

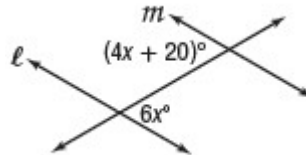
Exercises

Find x so that $l \parallel m$. Identify the postulate or theorem you used.

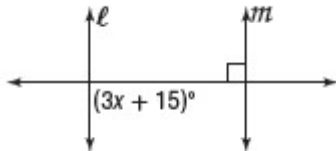
1.



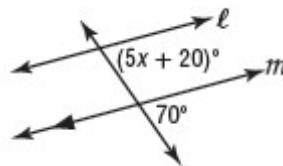
2.



3.



4.



Chapter 3: Parallel Lines and Transversals

3-3 Proving Lines Parallel

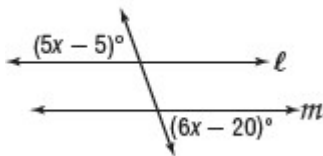
Identify Parallel Lines Before, you learned that if two parallel lines are cut by a transversal, then certain relationships between alternate interior, alternate exterior, consecutive interior, and corresponding angles exist. The converse of those relationships are also true, so that:

If	then
<ul style="list-style-type: none"> • corresponding angles are congruent, • alternate exterior angles are congruent, • consecutive interior angles are supplementary, • alternate interior angles are congruent, or <p><i>Also</i></p> <ul style="list-style-type: none"> • two lines are perpendicular to the same line, 	<p>the lines are parallel.</p>

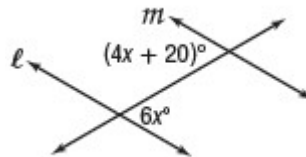
Exercises

Find x so that $l \parallel m$. Identify the postulate or theorem you used.

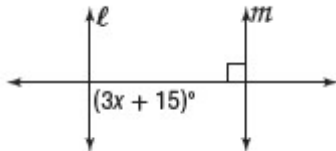
1.



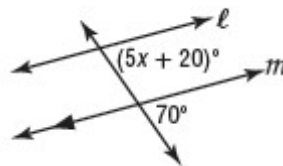
2.



3.



4.



Chapter 3: Parallel Lines and Transversals

3-3 Proving Lines Parallel

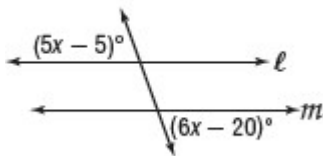
Identify Parallel Lines Before, you learned that if two parallel lines are cut by a transversal, then certain relationships between alternate interior, alternate exterior, consecutive interior, and corresponding angles exist. The converse of those relationships are also true, so that:

If	then
<ul style="list-style-type: none"> • corresponding angles are congruent, • alternate exterior angles are congruent, • consecutive interior angles are supplementary, • alternate interior angles are congruent, or <p><i>Also</i></p> <ul style="list-style-type: none"> • two lines are perpendicular to the same line, 	the lines are parallel.

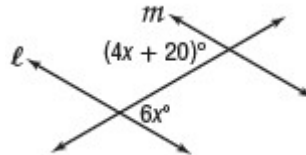
Exercises

Find x so that $l \parallel m$. Identify the postulate or theorem you used.

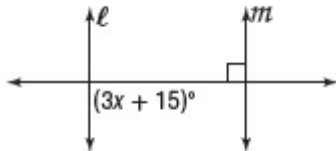
1.



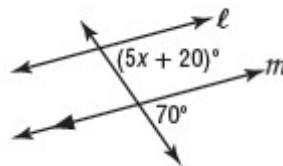
2.



3.



4.



Chapter 3: Parallel Lines and Transversals

3-3 Proving Lines Parallel

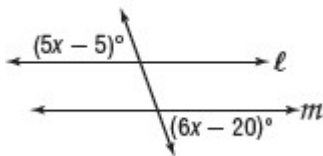
Identify Parallel Lines Before, you learned that if two parallel lines are cut by a transversal, then certain relationships between alternate interior, alternate exterior, consecutive interior, and corresponding angles exist. The converse of those relationships are also true, so that:

If	then
<ul style="list-style-type: none"> • corresponding angles are congruent, • alternate exterior angles are congruent, • consecutive interior angles are supplementary, • alternate interior angles are congruent, or <p><i>Also</i></p> <ul style="list-style-type: none"> • two lines are perpendicular to the same line, 	the lines are parallel.

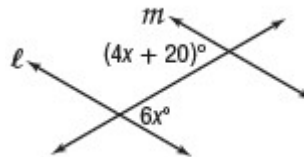
Exercises

Find x so that $l \parallel m$. Identify the postulate or theorem you used.

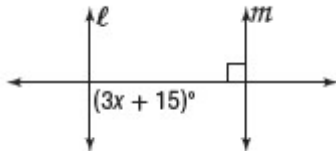
1.



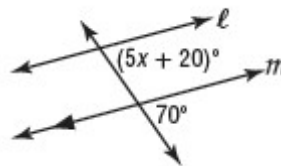
2.



3.



4.



Chapter 3: Parallel Lines and Transversals

3-3 Proving Lines Parallel

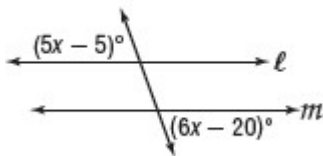
Identify Parallel Lines Before, you learned that if two parallel lines are cut by a transversal, then certain relationships between alternate interior, alternate exterior, consecutive interior, and corresponding angles exist. The converse of those relationships are also true, so that:

If	then
<ul style="list-style-type: none"> • corresponding angles are congruent, • alternate exterior angles are congruent, • consecutive interior angles are supplementary, • alternate interior angles are congruent, or <p><i>Also</i></p> <ul style="list-style-type: none"> • two lines are perpendicular to the same line, 	the lines are parallel.

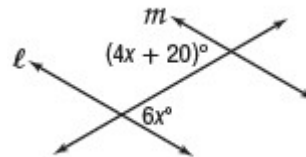
Exercises

Find x so that $l \parallel m$. Identify the postulate or theorem you used.

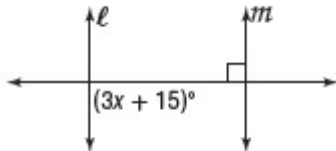
1.



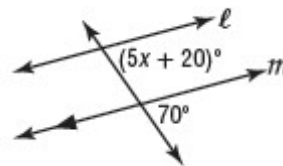
2.



3.



4.



Chapter 3: Parallel Lines and Transversals

3-3 Proving Lines Parallel

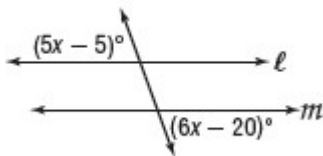
Identify Parallel Lines Before, you learned that if two parallel lines are cut by a transversal, then certain relationships between alternate interior, alternate exterior, consecutive interior, and corresponding angles exist. The converse of those relationships are also true, so that:

If	then
<ul style="list-style-type: none"> • corresponding angles are congruent, • alternate exterior angles are congruent, • consecutive interior angles are supplementary, • alternate interior angles are congruent, or <p><i>Also</i></p> <ul style="list-style-type: none"> • two lines are perpendicular to the same line, 	the lines are parallel.

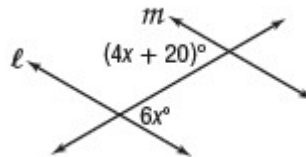
Exercises

Find x so that $l \parallel m$. Identify the postulate or theorem you used.

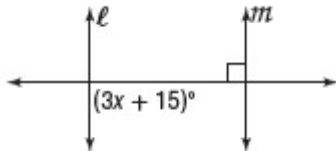
1.



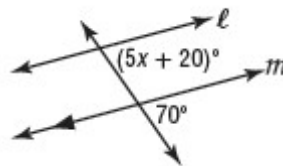
2.



3.



4.



Chapter 3: Parallel Lines and Transversals

3-3 Proving Lines Parallel

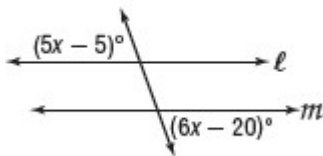
Identify Parallel Lines Before, you learned that if two parallel lines are cut by a transversal, then certain relationships between alternate interior, alternate exterior, consecutive interior, and corresponding angles exist. The converse of those relationships are also true, so that:

If	then
<ul style="list-style-type: none"> • corresponding angles are congruent, • alternate exterior angles are congruent, • consecutive interior angles are supplementary, • alternate interior angles are congruent, or <p><i>Also</i></p> <ul style="list-style-type: none"> • two lines are perpendicular to the same line, 	the lines are parallel.

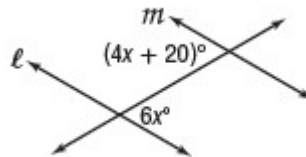
Exercises

Find x so that $l \parallel m$. Identify the postulate or theorem you used.

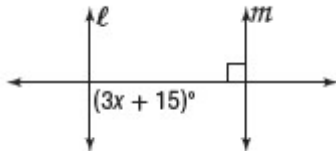
1.



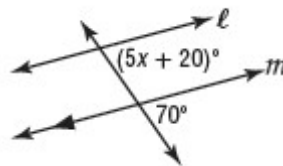
2.



3.



4.



Chapter 3: Parallel Lines and Transversals

3-3 Proving Lines Parallel

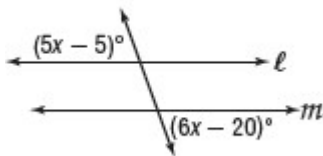
Identify Parallel Lines Before, you learned that if two parallel lines are cut by a transversal, then certain relationships between alternate interior, alternate exterior, consecutive interior, and corresponding angles exist. The converse of those relationships are also true, so that:

If	then
<ul style="list-style-type: none"> • corresponding angles are congruent, • alternate exterior angles are congruent, • consecutive interior angles are supplementary, • alternate interior angles are congruent, or <p><i>Also</i></p> <ul style="list-style-type: none"> • two lines are perpendicular to the same line, 	<p>the lines are parallel.</p>

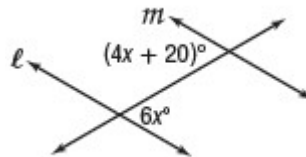
Exercises

Find x so that $l \parallel m$. Identify the postulate or theorem you used.

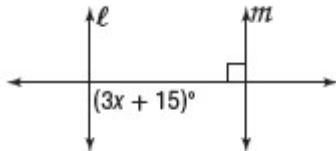
1.



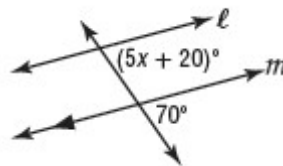
2.



3.



4.



Chapter 3: Parallel Lines and Transversals

3-3 Proving Lines Parallel

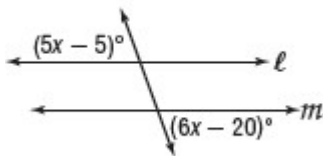
Identify Parallel Lines Before, you learned that if two parallel lines are cut by a transversal, then certain relationships between alternate interior, alternate exterior, consecutive interior, and corresponding angles exist. The converse of those relationships are also true, so that:

If	then
<ul style="list-style-type: none"> • corresponding angles are congruent, • alternate exterior angles are congruent, • consecutive interior angles are supplementary, • alternate interior angles are congruent, or <p><i>Also</i></p> <ul style="list-style-type: none"> • two lines are perpendicular to the same line, 	<p>the lines are parallel.</p>

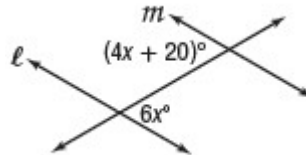
Exercises

Find x so that $l \parallel m$. Identify the postulate or theorem you used.

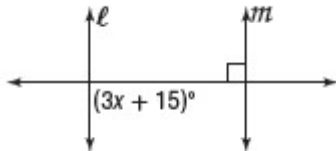
1.



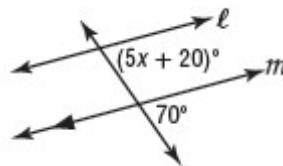
2.



3.



4.



Chapter 3: Parallel Lines and Transversals

3-3 Proving Lines Parallel

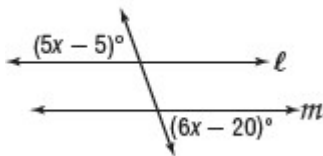
Identify Parallel Lines Before, you learned that if two parallel lines are cut by a transversal, then certain relationships between alternate interior, alternate exterior, consecutive interior, and corresponding angles exist. The converse of those relationships are also true, so that:

If	then
<ul style="list-style-type: none"> • corresponding angles are congruent, • alternate exterior angles are congruent, • consecutive interior angles are supplementary, • alternate interior angles are congruent, or <p><i>Also</i></p> <ul style="list-style-type: none"> • two lines are perpendicular to the same line, 	<p>the lines are parallel.</p>

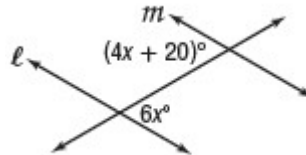
Exercises

Find x so that $l \parallel m$. Identify the postulate or theorem you used.

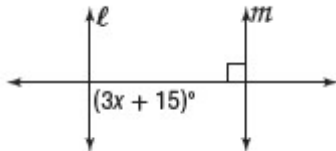
1.



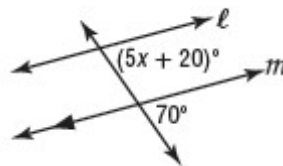
2.



3.



4.



Chapter 3: Parallel Lines and Transversals

3-3 Proving Lines Parallel

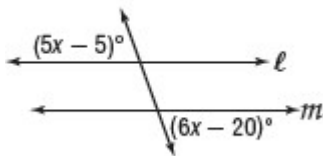
Identify Parallel Lines Before, you learned that if two parallel lines are cut by a transversal, then certain relationships between alternate interior, alternate exterior, consecutive interior, and corresponding angles exist. The converse of those relationships are also true, so that:

If	then
<ul style="list-style-type: none"> • corresponding angles are congruent, • alternate exterior angles are congruent, • consecutive interior angles are supplementary, • alternate interior angles are congruent, or <p><i>Also</i></p> <ul style="list-style-type: none"> • two lines are perpendicular to the same line, 	the lines are parallel.

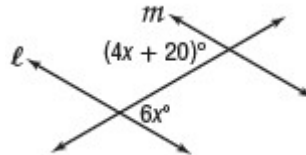
Exercises

Find x so that $l \parallel m$. Identify the postulate or theorem you used.

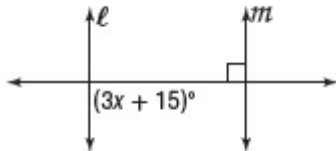
1.



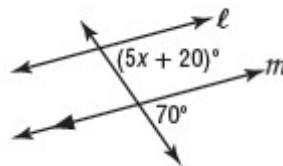
2.



3.



4.



Chapter 3: Parallel Lines and Transversals

3-3 Proving Lines Parallel

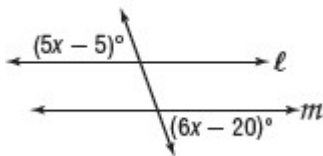
Identify Parallel Lines Before, you learned that if two parallel lines are cut by a transversal, then certain relationships between alternate interior, alternate exterior, consecutive interior, and corresponding angles exist. The converse of those relationships are also true, so that:

If	then
<ul style="list-style-type: none"> • corresponding angles are congruent, • alternate exterior angles are congruent, • consecutive interior angles are supplementary, • alternate interior angles are congruent, or <p><i>Also</i></p> <ul style="list-style-type: none"> • two lines are perpendicular to the same line, 	<p>the lines are parallel.</p>

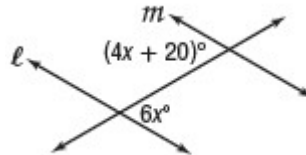
Exercises

Find x so that $l \parallel m$. Identify the postulate or theorem you used.

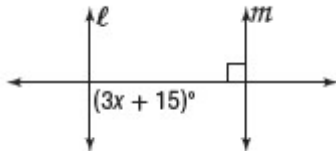
1.



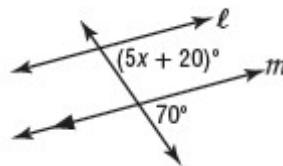
2.



3.



4.



Chapter 3: Parallel Lines and Transversals

3-3 Proving Lines Parallel

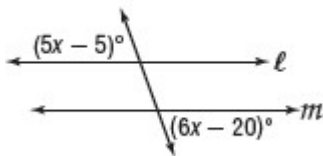
Identify Parallel Lines Before, you learned that if two parallel lines are cut by a transversal, then certain relationships between alternate interior, alternate exterior, consecutive interior, and corresponding angles exist. The converse of those relationships are also true, so that:

If	then
<ul style="list-style-type: none"> • corresponding angles are congruent, • alternate exterior angles are congruent, • consecutive interior angles are supplementary, • alternate interior angles are congruent, or <p><i>Also</i></p> <ul style="list-style-type: none"> • two lines are perpendicular to the same line, 	the lines are parallel.

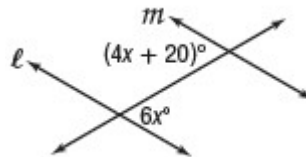
Exercises

Find x so that $l \parallel m$. Identify the postulate or theorem you used.

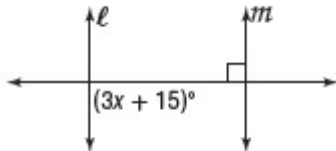
1.



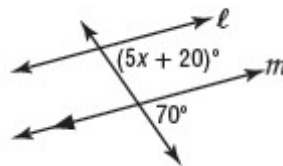
2.



3.



4.



Chapter 3: Parallel Lines and Transversals

3-3 Proving Lines Parallel

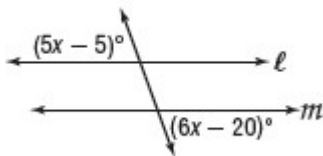
Identify Parallel Lines Before, you learned that if two parallel lines are cut by a transversal, then certain relationships between alternate interior, alternate exterior, consecutive interior, and corresponding angles exist. The converse of those relationships are also true, so that:

If	then
<ul style="list-style-type: none"> • corresponding angles are congruent, • alternate exterior angles are congruent, • consecutive interior angles are supplementary, • alternate interior angles are congruent, or <p><i>Also</i></p> <ul style="list-style-type: none"> • two lines are perpendicular to the same line, 	<p>the lines are parallel.</p>

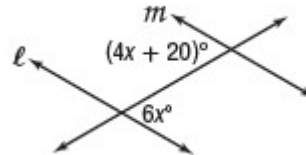
Exercises

Find x so that $l \parallel m$. Identify the postulate or theorem you used.

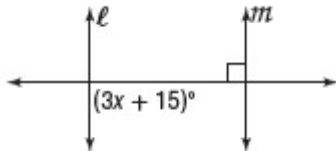
1.



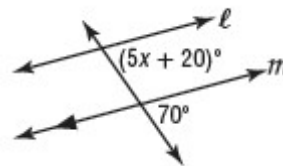
2.



3.



4.



Chapter 3: Parallel Lines and Transversals

3-3 Proving Lines Parallel

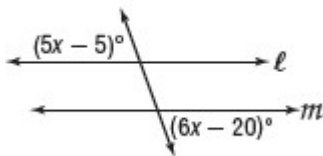
Identify Parallel Lines Before, you learned that if two parallel lines are cut by a transversal, then certain relationships between alternate interior, alternate exterior, consecutive interior, and corresponding angles exist. The converse of those relationships are also true, so that:

If	then
<ul style="list-style-type: none"> • corresponding angles are congruent, • alternate exterior angles are congruent, • consecutive interior angles are supplementary, • alternate interior angles are congruent, or <p><i>Also</i></p> <ul style="list-style-type: none"> • two lines are perpendicular to the same line, 	<p>the lines are parallel.</p>

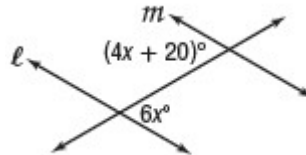
Exercises

Find x so that $l \parallel m$. Identify the postulate or theorem you used.

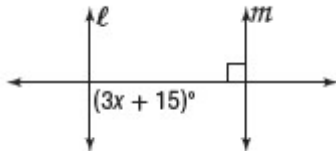
1.



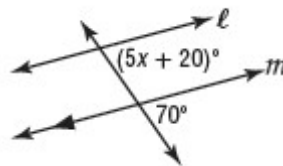
2.



3.



4.



Chapter 3: Parallel Lines and Transversals

3-3 Proving Lines Parallel

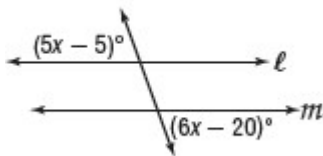
Identify Parallel Lines Before, you learned that if two parallel lines are cut by a transversal, then certain relationships between alternate interior, alternate exterior, consecutive interior, and corresponding angles exist. The converse of those relationships are also true, so that:

If	then
<ul style="list-style-type: none"> • corresponding angles are congruent, • alternate exterior angles are congruent, • consecutive interior angles are supplementary, • alternate interior angles are congruent, or <p><i>Also</i></p> <ul style="list-style-type: none"> • two lines are perpendicular to the same line, 	the lines are parallel.

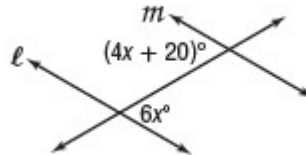
Exercises

Find x so that $l \parallel m$. Identify the postulate or theorem you used.

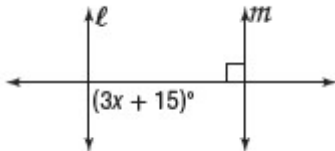
1.



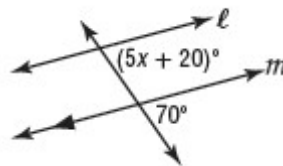
2.



3.



4.



Chapter 3: Parallel Lines and Transversals

3-3 Proving Lines Parallel

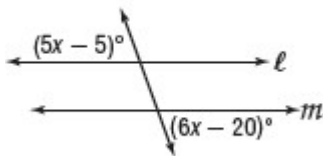
Identify Parallel Lines Before, you learned that if two parallel lines are cut by a transversal, then certain relationships between alternate interior, alternate exterior, consecutive interior, and corresponding angles exist. The converse of those relationships are also true, so that:

If	then
<ul style="list-style-type: none"> • corresponding angles are congruent, • alternate exterior angles are congruent, • consecutive interior angles are supplementary, • alternate interior angles are congruent, or <p><i>Also</i></p> <ul style="list-style-type: none"> • two lines are perpendicular to the same line, 	<p>the lines are parallel.</p>

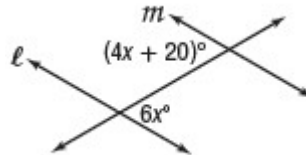
Exercises

Find x so that $l \parallel m$. Identify the postulate or theorem you used.

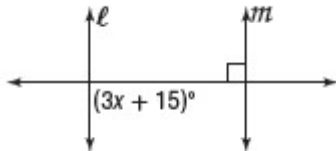
1.



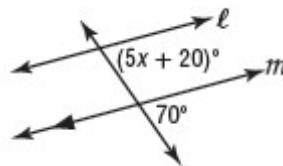
2.



3.



4.



Chapter 3: Parallel Lines and Transversals

3-3 Proving Lines Parallel

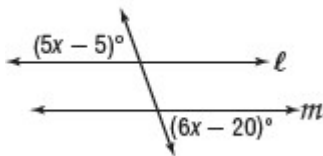
Identify Parallel Lines Before, you learned that if two parallel lines are cut by a transversal, then certain relationships between alternate interior, alternate exterior, consecutive interior, and corresponding angles exist. The converse of those relationships are also true, so that:

If	then
<ul style="list-style-type: none"> • corresponding angles are congruent, • alternate exterior angles are congruent, • consecutive interior angles are supplementary, • alternate interior angles are congruent, or <p><i>Also</i></p> <ul style="list-style-type: none"> • two lines are perpendicular to the same line, 	<p>the lines are parallel.</p>

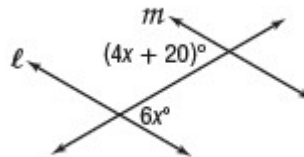
Exercises

Find x so that $l \parallel m$. Identify the postulate or theorem you used.

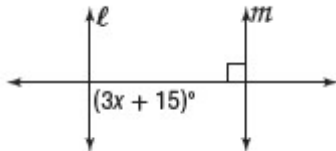
1.



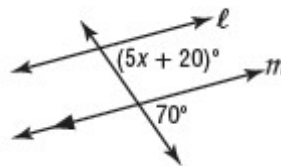
2.



3.



4.



Chapter 3: Parallel Lines and Transversals

3-3 Proving Lines Parallel

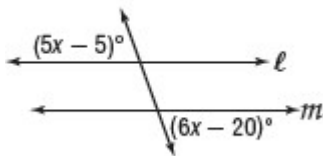
Identify Parallel Lines Before, you learned that if two parallel lines are cut by a transversal, then certain relationships between alternate interior, alternate exterior, consecutive interior, and corresponding angles exist. The converse of those relationships are also true, so that:

If	then
<ul style="list-style-type: none"> • corresponding angles are congruent, • alternate exterior angles are congruent, • consecutive interior angles are supplementary, • alternate interior angles are congruent, or <p><i>Also</i></p> <ul style="list-style-type: none"> • two lines are perpendicular to the same line, 	the lines are parallel.

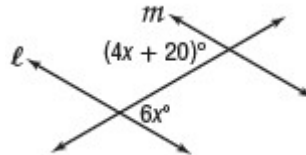
Exercises

Find x so that $l \parallel m$. Identify the postulate or theorem you used.

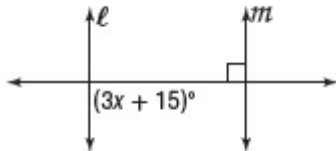
1.



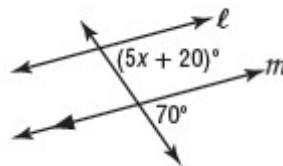
2.



3.



4.



Chapter 3: Parallel Lines and Transversals

3-3 Proving Lines Parallel

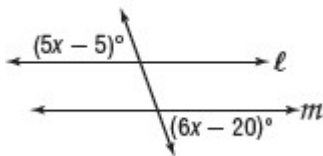
Identify Parallel Lines Before, you learned that if two parallel lines are cut by a transversal, then certain relationships between alternate interior, alternate exterior, consecutive interior, and corresponding angles exist. The converse of those relationships are also true, so that:

If	then
<ul style="list-style-type: none"> • corresponding angles are congruent, • alternate exterior angles are congruent, • consecutive interior angles are supplementary, • alternate interior angles are congruent, or <p><i>Also</i></p> <ul style="list-style-type: none"> • two lines are perpendicular to the same line, 	the lines are parallel.

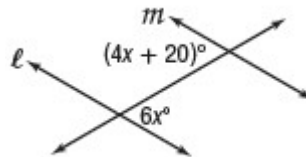
Exercises

Find x so that $l \parallel m$. Identify the postulate or theorem you used.

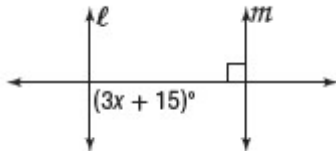
1.



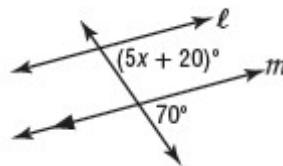
2.



3.



4.



Chapter 3: Parallel Lines and Transversals

3-3 Proving Lines Parallel

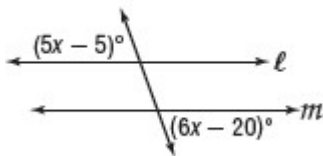
Identify Parallel Lines Before, you learned that if two parallel lines are cut by a transversal, then certain relationships between alternate interior, alternate exterior, consecutive interior, and corresponding angles exist. The converse of those relationships are also true, so that:

If	then
<ul style="list-style-type: none"> • corresponding angles are congruent, • alternate exterior angles are congruent, • consecutive interior angles are supplementary, • alternate interior angles are congruent, or <p><i>Also</i></p> <ul style="list-style-type: none"> • two lines are perpendicular to the same line, 	the lines are parallel.

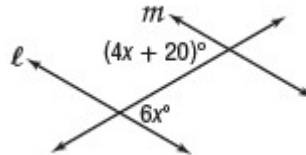
Exercises

Find x so that $l \parallel m$. Identify the postulate or theorem you used.

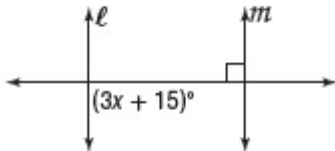
1.



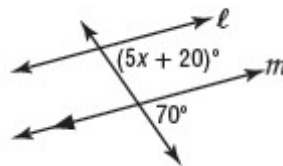
2.



3.



4.



Chapter 3: Parallel Lines and Transversals

3-3 Proving Lines Parallel

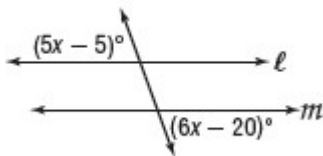
Identify Parallel Lines Before, you learned that if two parallel lines are cut by a transversal, then certain relationships between alternate interior, alternate exterior, consecutive interior, and corresponding angles exist. The converse of those relationships are also true, so that:

If	then
<ul style="list-style-type: none"> • corresponding angles are congruent, • alternate exterior angles are congruent, • consecutive interior angles are supplementary, • alternate interior angles are congruent, or <p><i>Also</i></p> <ul style="list-style-type: none"> • two lines are perpendicular to the same line, 	the lines are parallel.

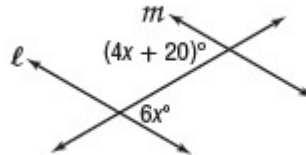
Exercises

Find x so that $l \parallel m$. Identify the postulate or theorem you used.

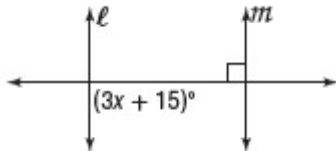
1.



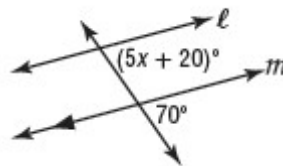
2.



3.



4.



Chapter 3: Parallel Lines and Transversals

3-3 Proving Lines Parallel

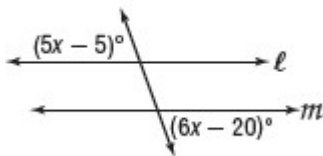
Identify Parallel Lines Before, you learned that if two parallel lines are cut by a transversal, then certain relationships between alternate interior, alternate exterior, consecutive interior, and corresponding angles exist. The converse of those relationships are also true, so that:

If	then
<ul style="list-style-type: none"> • corresponding angles are congruent, • alternate exterior angles are congruent, • consecutive interior angles are supplementary, • alternate interior angles are congruent, or <p><i>Also</i></p> <ul style="list-style-type: none"> • two lines are perpendicular to the same line, 	<p>the lines are parallel.</p>

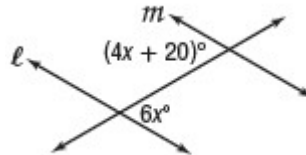
Exercises

Find x so that $l \parallel m$. Identify the postulate or theorem you used.

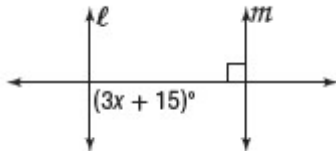
1.



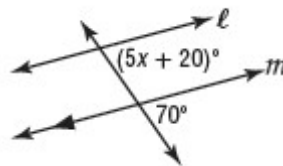
2.



3.



4.



Chapter 3: Parallel Lines and Transversals

3-3 Proving Lines Parallel

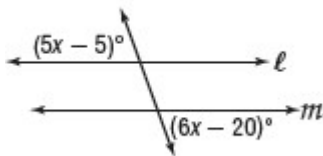
Identify Parallel Lines Before, you learned that if two parallel lines are cut by a transversal, then certain relationships between alternate interior, alternate exterior, consecutive interior, and corresponding angles exist. The converse of those relationships are also true, so that:

If	then
<ul style="list-style-type: none"> • corresponding angles are congruent, • alternate exterior angles are congruent, • consecutive interior angles are supplementary, • alternate interior angles are congruent, or <p><i>Also</i></p> <ul style="list-style-type: none"> • two lines are perpendicular to the same line, 	the lines are parallel.

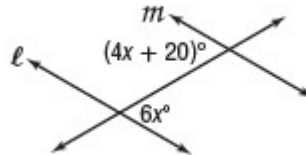
Exercises

Find x so that $l \parallel m$. Identify the postulate or theorem you used.

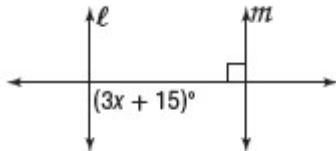
1.



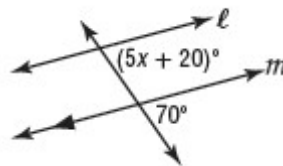
2.



3.



4.



Chapter 3: Parallel Lines and Transversals

3-3 Proving Lines Parallel

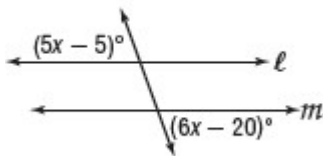
Identify Parallel Lines Before, you learned that if two parallel lines are cut by a transversal, then certain relationships between alternate interior, alternate exterior, consecutive interior, and corresponding angles exist. The converse of those relationships are also true, so that:

If	then
<ul style="list-style-type: none"> • corresponding angles are congruent, • alternate exterior angles are congruent, • consecutive interior angles are supplementary, • alternate interior angles are congruent, or <p><i>Also</i></p> <ul style="list-style-type: none"> • two lines are perpendicular to the same line, 	the lines are parallel.

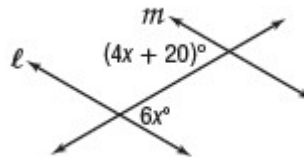
Exercises

Find x so that $l \parallel m$. Identify the postulate or theorem you used.

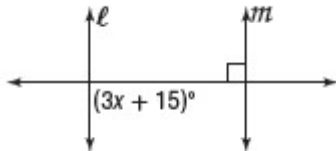
1.



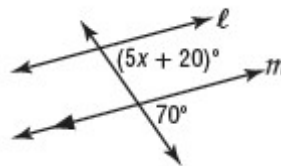
2.



3.



4.



Chapter 3: Parallel Lines and Transversals

3-3 Proving Lines Parallel

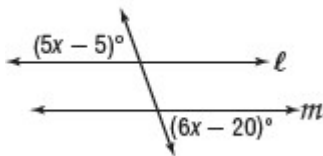
Identify Parallel Lines Before, you learned that if two parallel lines are cut by a transversal, then certain relationships between alternate interior, alternate exterior, consecutive interior, and corresponding angles exist. The converse of those relationships are also true, so that:

If	then
<ul style="list-style-type: none"> • corresponding angles are congruent, • alternate exterior angles are congruent, • consecutive interior angles are supplementary, • alternate interior angles are congruent, or <p><i>Also</i></p> <ul style="list-style-type: none"> • two lines are perpendicular to the same line, 	the lines are parallel.

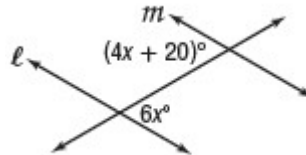
Exercises

Find x so that $l \parallel m$. Identify the postulate or theorem you used.

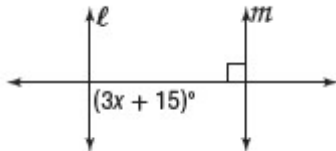
1.



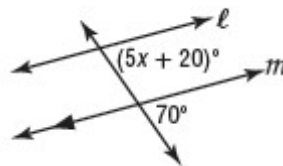
2.



3.



4.



Chapter 3: Parallel Lines and Transversals

3-3 Proving Lines Parallel

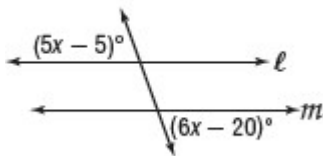
Identify Parallel Lines Before, you learned that if two parallel lines are cut by a transversal, then certain relationships between alternate interior, alternate exterior, consecutive interior, and corresponding angles exist. The converse of those relationships are also true, so that:

If	then
<ul style="list-style-type: none"> • corresponding angles are congruent, • alternate exterior angles are congruent, • consecutive interior angles are supplementary, • alternate interior angles are congruent, or <p><i>Also</i></p> <ul style="list-style-type: none"> • two lines are perpendicular to the same line, 	the lines are parallel.

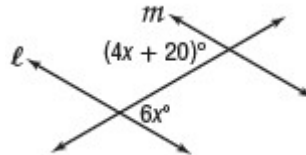
Exercises

Find x so that $l \parallel m$. Identify the postulate or theorem you used.

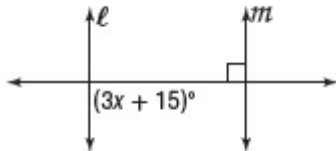
1.



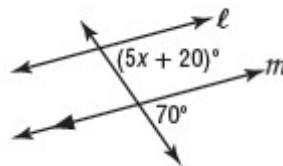
2.



3.



4.



Chapter 3: Parallel Lines and Transversals

3-3 Proving Lines Parallel

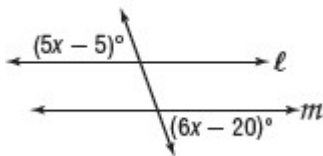
Identify Parallel Lines Before, you learned that if two parallel lines are cut by a transversal, then certain relationships between alternate interior, alternate exterior, consecutive interior, and corresponding angles exist. The converse of those relationships are also true, so that:

If	then
<ul style="list-style-type: none"> • corresponding angles are congruent, • alternate exterior angles are congruent, • consecutive interior angles are supplementary, • alternate interior angles are congruent, or <p><i>Also</i></p> <ul style="list-style-type: none"> • two lines are perpendicular to the same line, 	<p>the lines are parallel.</p>

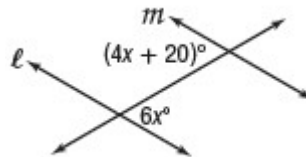
Exercises

Find x so that $l \parallel m$. Identify the postulate or theorem you used.

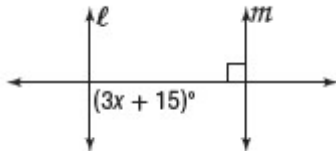
1.



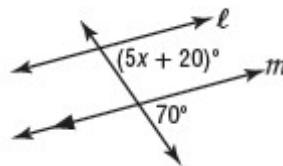
2.



3.



4.



Chapter 3: Parallel Lines and Transversals

3-3 Proving Lines Parallel

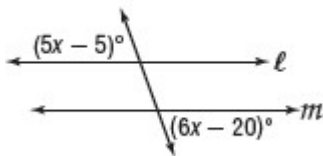
Identify Parallel Lines Before, you learned that if two parallel lines are cut by a transversal, then certain relationships between alternate interior, alternate exterior, consecutive interior, and corresponding angles exist. The converse of those relationships are also true, so that:

If	then
<ul style="list-style-type: none"> • corresponding angles are congruent, • alternate exterior angles are congruent, • consecutive interior angles are supplementary, • alternate interior angles are congruent, or <p><i>Also</i></p> <ul style="list-style-type: none"> • two lines are perpendicular to the same line, 	the lines are parallel.

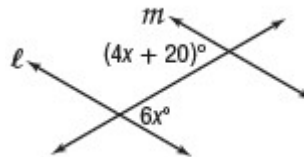
Exercises

Find x so that $l \parallel m$. Identify the postulate or theorem you used.

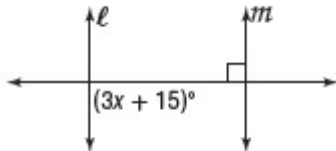
1.



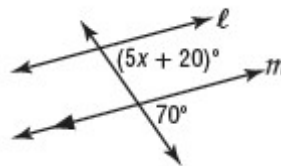
2.



3.



4.



Chapter 3: Parallel Lines and Transversals

3-3 Proving Lines Parallel

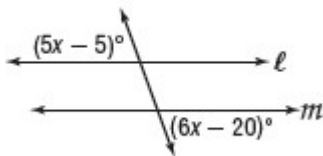
Identify Parallel Lines Before, you learned that if two parallel lines are cut by a transversal, then certain relationships between alternate interior, alternate exterior, consecutive interior, and corresponding angles exist. The converse of those relationships are also true, so that:

If	then
<ul style="list-style-type: none"> • corresponding angles are congruent, • alternate exterior angles are congruent, • consecutive interior angles are supplementary, • alternate interior angles are congruent, or <p><i>Also</i></p> <ul style="list-style-type: none"> • two lines are perpendicular to the same line, 	<p>the lines are parallel.</p>

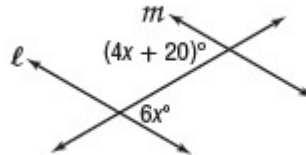
Exercises

Find x so that $l \parallel m$. Identify the postulate or theorem you used.

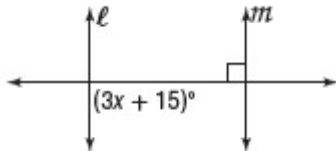
1.



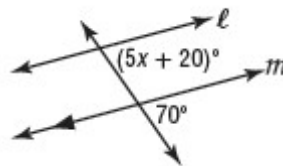
2.



3.



4.



Chapter 3: Parallel Lines and Transversals

3-3 Proving Lines Parallel

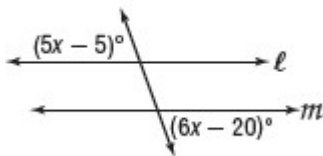
Identify Parallel Lines Before, you learned that if two parallel lines are cut by a transversal, then certain relationships between alternate interior, alternate exterior, consecutive interior, and corresponding angles exist. The converse of those relationships are also true, so that:

If	then
<ul style="list-style-type: none"> • corresponding angles are congruent, • alternate exterior angles are congruent, • consecutive interior angles are supplementary, • alternate interior angles are congruent, or <p><i>Also</i></p> <ul style="list-style-type: none"> • two lines are perpendicular to the same line, 	the lines are parallel.

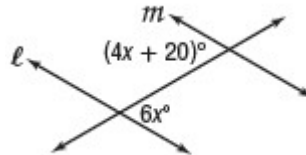
Exercises

Find x so that $l \parallel m$. Identify the postulate or theorem you used.

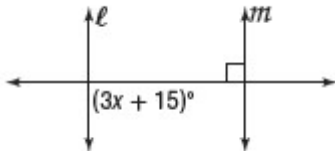
1.



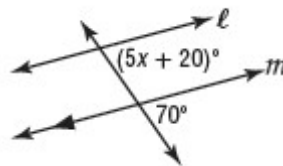
2.



3.



4.



Chapter 3: Parallel Lines and Transversals

3-3 Proving Lines Parallel

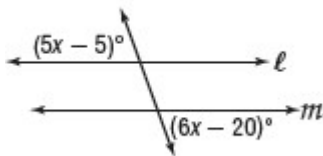
Identify Parallel Lines Before, you learned that if two parallel lines are cut by a transversal, then certain relationships between alternate interior, alternate exterior, consecutive interior, and corresponding angles exist. The converse of those relationships are also true, so that:

If	then
<ul style="list-style-type: none"> • corresponding angles are congruent, • alternate exterior angles are congruent, • consecutive interior angles are supplementary, • alternate interior angles are congruent, or <p><i>Also</i></p> <ul style="list-style-type: none"> • two lines are perpendicular to the same line, 	the lines are parallel.

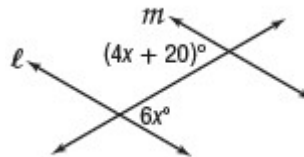
Exercises

Find x so that $l \parallel m$. Identify the postulate or theorem you used.

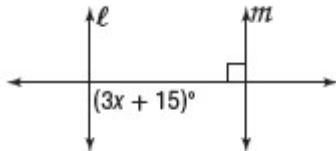
1.



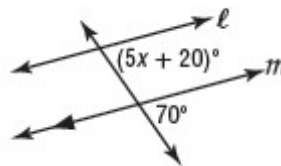
2.



3.



4.



Chapter 3: Parallel Lines and Transversals

3-3 Proving Lines Parallel

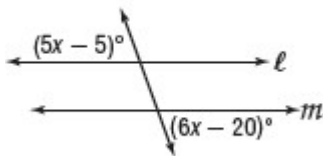
Identify Parallel Lines Before, you learned that if two parallel lines are cut by a transversal, then certain relationships between alternate interior, alternate exterior, consecutive interior, and corresponding angles exist. The converse of those relationships are also true, so that:

If	then
<ul style="list-style-type: none"> • corresponding angles are congruent, • alternate exterior angles are congruent, • consecutive interior angles are supplementary, • alternate interior angles are congruent, or <p><i>Also</i></p> <ul style="list-style-type: none"> • two lines are perpendicular to the same line, 	<p>the lines are parallel.</p>

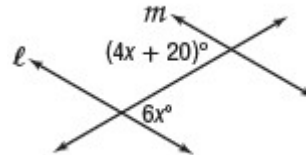
Exercises

Find x so that $l \parallel m$. Identify the postulate or theorem you used.

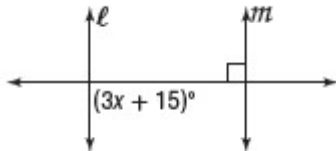
1.



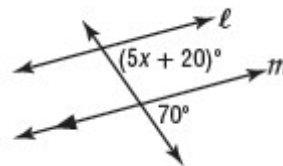
2.



3.



4.



Chapter 3: Parallel Lines and Transversals

3-3 Proving Lines Parallel

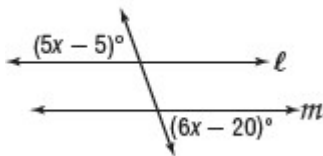
Identify Parallel Lines Before, you learned that if two parallel lines are cut by a transversal, then certain relationships between alternate interior, alternate exterior, consecutive interior, and corresponding angles exist. The converse of those relationships are also true, so that:

If	then
<ul style="list-style-type: none"> • corresponding angles are congruent, • alternate exterior angles are congruent, • consecutive interior angles are supplementary, • alternate interior angles are congruent, or <p><i>Also</i></p> <ul style="list-style-type: none"> • two lines are perpendicular to the same line, 	<p>the lines are parallel.</p>

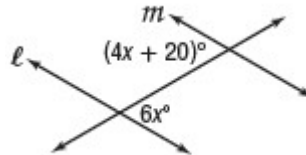
Exercises

Find x so that $l \parallel m$. Identify the postulate or theorem you used.

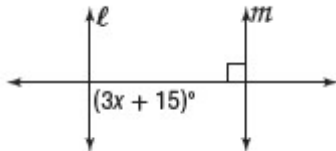
1.



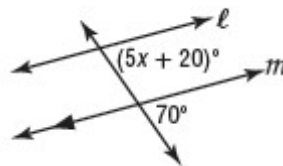
2.



3.



4.



Chapter 3: Parallel Lines and Transversals

3-3 Proving Lines Parallel

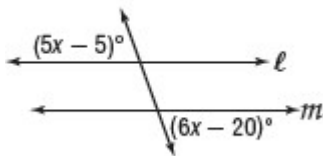
Identify Parallel Lines Before, you learned that if two parallel lines are cut by a transversal, then certain relationships between alternate interior, alternate exterior, consecutive interior, and corresponding angles exist. The converse of those relationships are also true, so that:

If	then
<ul style="list-style-type: none"> • corresponding angles are congruent, • alternate exterior angles are congruent, • consecutive interior angles are supplementary, • alternate interior angles are congruent, or <p><i>Also</i></p> <ul style="list-style-type: none"> • two lines are perpendicular to the same line, 	<p>the lines are parallel.</p>

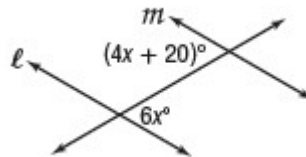
Exercises

Find x so that $l \parallel m$. Identify the postulate or theorem you used.

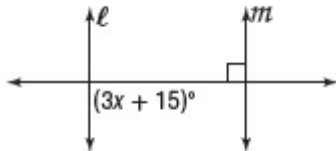
1.



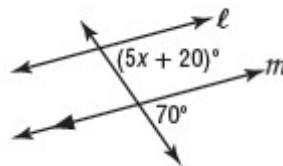
2.



3.



4.



Chapter 3: Parallel Lines and Transversals

3-3 Proving Lines Parallel

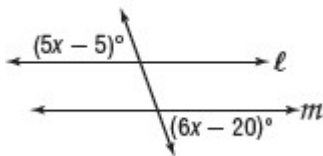
Identify Parallel Lines Before, you learned that if two parallel lines are cut by a transversal, then certain relationships between alternate interior, alternate exterior, consecutive interior, and corresponding angles exist. The converse of those relationships are also true, so that:

If	then
<ul style="list-style-type: none"> • corresponding angles are congruent, • alternate exterior angles are congruent, • consecutive interior angles are supplementary, • alternate interior angles are congruent, or <p><i>Also</i></p> <ul style="list-style-type: none"> • two lines are perpendicular to the same line, 	the lines are parallel.

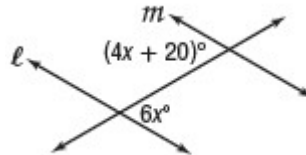
Exercises

Find x so that $l \parallel m$. Identify the postulate or theorem you used.

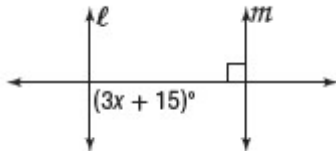
1.



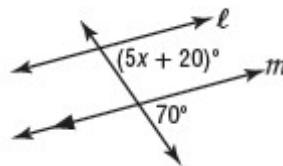
2.



3.



4.



Chapter 3: Parallel Lines and Transversals

3-3 Proving Lines Parallel

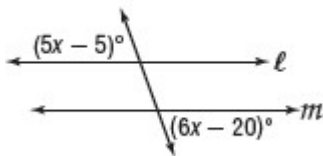
Identify Parallel Lines Before, you learned that if two parallel lines are cut by a transversal, then certain relationships between alternate interior, alternate exterior, consecutive interior, and corresponding angles exist. The converse of those relationships are also true, so that:

If	then
<ul style="list-style-type: none"> • corresponding angles are congruent, • alternate exterior angles are congruent, • consecutive interior angles are supplementary, • alternate interior angles are congruent, or <p><i>Also</i></p> <ul style="list-style-type: none"> • two lines are perpendicular to the same line, 	<p>the lines are parallel.</p>

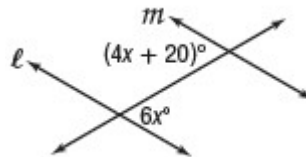
Exercises

Find x so that $l \parallel m$. Identify the postulate or theorem you used.

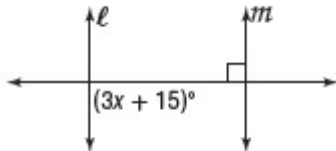
1.



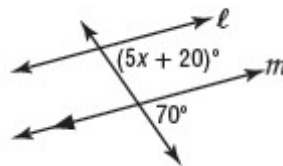
2.



3.



4.



Chapter 3: Parallel Lines and Transversals

3-3 Proving Lines Parallel

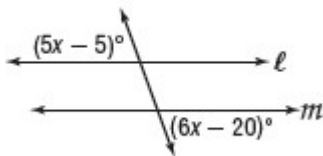
Identify Parallel Lines Before, you learned that if two parallel lines are cut by a transversal, then certain relationships between alternate interior, alternate exterior, consecutive interior, and corresponding angles exist. The converse of those relationships are also true, so that:

If	then
<ul style="list-style-type: none"> • corresponding angles are congruent, • alternate exterior angles are congruent, • consecutive interior angles are supplementary, • alternate interior angles are congruent, or <p><i>Also</i></p> <ul style="list-style-type: none"> • two lines are perpendicular to the same line, 	the lines are parallel.

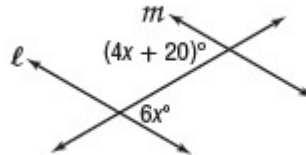
Exercises

Find x so that $l \parallel m$. Identify the postulate or theorem you used.

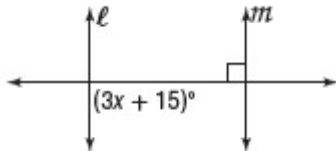
1.



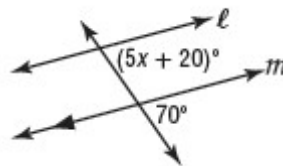
2.



3.



4.



Chapter 3: Parallel Lines and Transversals

3-3 Proving Lines Parallel

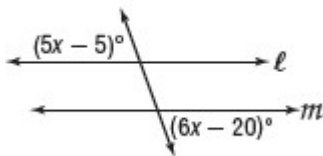
Identify Parallel Lines Before, you learned that if two parallel lines are cut by a transversal, then certain relationships between alternate interior, alternate exterior, consecutive interior, and corresponding angles exist. The converse of those relationships are also true, so that:

If	then
<ul style="list-style-type: none"> • corresponding angles are congruent, • alternate exterior angles are congruent, • consecutive interior angles are supplementary, • alternate interior angles are congruent, or <p><i>Also</i></p> <ul style="list-style-type: none"> • two lines are perpendicular to the same line, 	<p>the lines are parallel.</p>

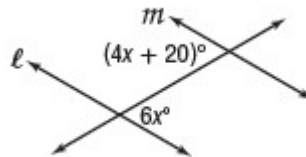
Exercises

Find x so that $l \parallel m$. Identify the postulate or theorem you used.

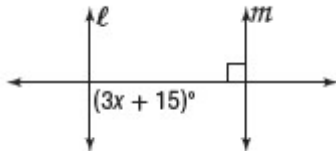
1.



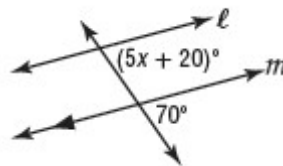
2.



3.



4.



Chapter 3: Parallel Lines and Transversals

3-3 Proving Lines Parallel

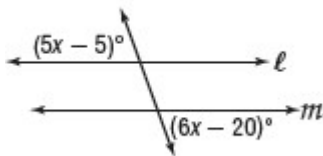
Identify Parallel Lines Before, you learned that if two parallel lines are cut by a transversal, then certain relationships between alternate interior, alternate exterior, consecutive interior, and corresponding angles exist. The converse of those relationships are also true, so that:

If	then
<ul style="list-style-type: none"> • corresponding angles are congruent, • alternate exterior angles are congruent, • consecutive interior angles are supplementary, • alternate interior angles are congruent, or <p><i>Also</i></p> <ul style="list-style-type: none"> • two lines are perpendicular to the same line, 	the lines are parallel.

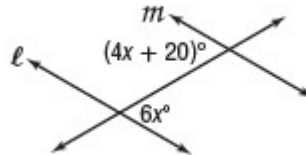
Exercises

Find x so that $l \parallel m$. Identify the postulate or theorem you used.

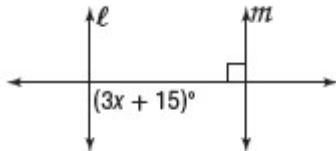
1.



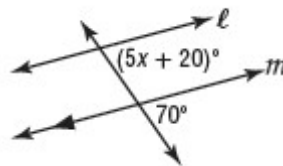
2.



3.



4.



Chapter 3: Parallel Lines and Transversals

3-3 Proving Lines Parallel

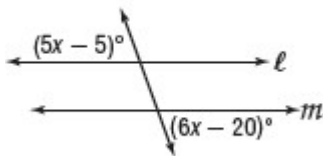
Identify Parallel Lines Before, you learned that if two parallel lines are cut by a transversal, then certain relationships between alternate interior, alternate exterior, consecutive interior, and corresponding angles exist. The converse of those relationships are also true, so that:

If	then
<ul style="list-style-type: none"> • corresponding angles are congruent, • alternate exterior angles are congruent, • consecutive interior angles are supplementary, • alternate interior angles are congruent, or <p><i>Also</i></p> <ul style="list-style-type: none"> • two lines are perpendicular to the same line, 	the lines are parallel.

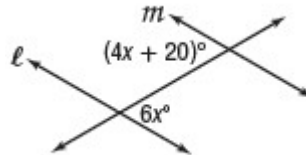
Exercises

Find x so that $l \parallel m$. Identify the postulate or theorem you used.

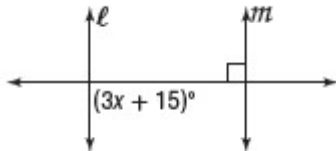
1.



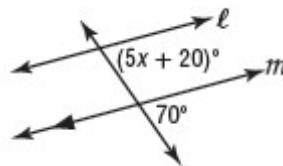
2.



3.



4.



Chapter 3: Parallel Lines and Transversals

3-3 Proving Lines Parallel

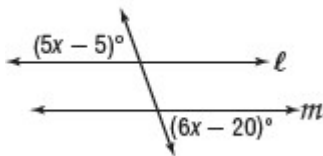
Identify Parallel Lines Before, you learned that if two parallel lines are cut by a transversal, then certain relationships between alternate interior, alternate exterior, consecutive interior, and corresponding angles exist. The converse of those relationships are also true, so that:

If	then
<ul style="list-style-type: none"> • corresponding angles are congruent, • alternate exterior angles are congruent, • consecutive interior angles are supplementary, • alternate interior angles are congruent, or <p><i>Also</i></p> <ul style="list-style-type: none"> • two lines are perpendicular to the same line, 	<p>the lines are parallel.</p>

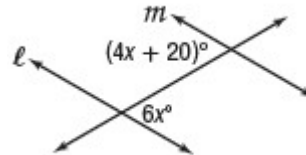
Exercises

Find x so that $l \parallel m$. Identify the postulate or theorem you used.

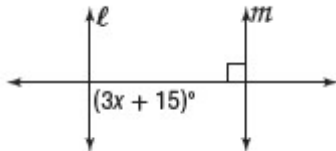
1.



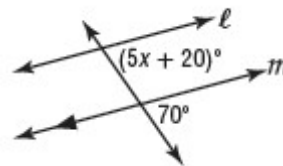
2.



3.



4.



Chapter 3: Parallel Lines and Transversals

3-3 Proving Lines Parallel

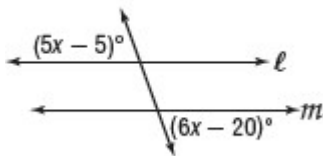
Identify Parallel Lines Before, you learned that if two parallel lines are cut by a transversal, then certain relationships between alternate interior, alternate exterior, consecutive interior, and corresponding angles exist. The converse of those relationships are also true, so that:

If	then
<ul style="list-style-type: none"> • corresponding angles are congruent, • alternate exterior angles are congruent, • consecutive interior angles are supplementary, • alternate interior angles are congruent, or <p><i>Also</i></p> <ul style="list-style-type: none"> • two lines are perpendicular to the same line, 	the lines are parallel.

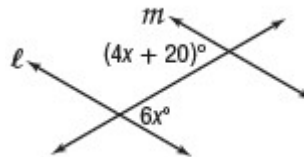
Exercises

Find x so that $l \parallel m$. Identify the postulate or theorem you used.

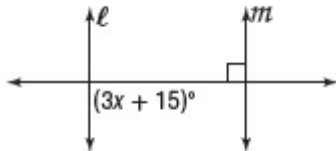
1.



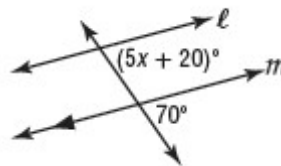
2.



3.



4.



Chapter 3: Parallel Lines and Transversals

3-3 Proving Lines Parallel

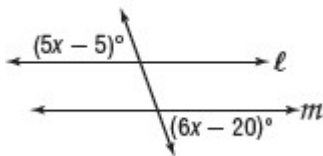
Identify Parallel Lines Before, you learned that if two parallel lines are cut by a transversal, then certain relationships between alternate interior, alternate exterior, consecutive interior, and corresponding angles exist. The converse of those relationships are also true, so that:

If	then
<ul style="list-style-type: none"> • corresponding angles are congruent, • alternate exterior angles are congruent, • consecutive interior angles are supplementary, • alternate interior angles are congruent, or <p><i>Also</i></p> <ul style="list-style-type: none"> • two lines are perpendicular to the same line, 	<p>the lines are parallel.</p>

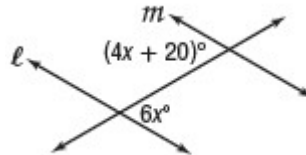
Exercises

Find x so that $l \parallel m$. Identify the postulate or theorem you used.

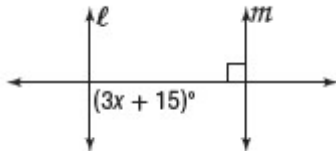
1.



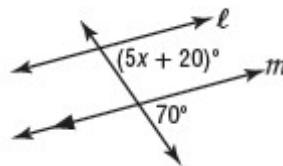
2.



3.



4.



Chapter 3: Parallel Lines and Transversals

3-3 Proving Lines Parallel

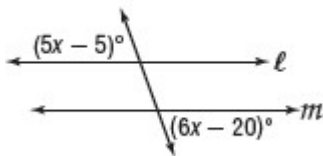
Identify Parallel Lines Before, you learned that if two parallel lines are cut by a transversal, then certain relationships between alternate interior, alternate exterior, consecutive interior, and corresponding angles exist. The converse of those relationships are also true, so that:

If	then
<ul style="list-style-type: none"> • corresponding angles are congruent, • alternate exterior angles are congruent, • consecutive interior angles are supplementary, • alternate interior angles are congruent, or <p><i>Also</i></p> <ul style="list-style-type: none"> • two lines are perpendicular to the same line, 	<p>the lines are parallel.</p>

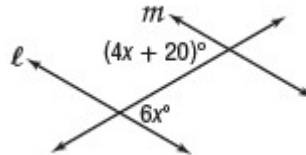
Exercises

Find x so that $l \parallel m$. Identify the postulate or theorem you used.

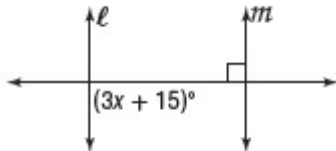
1.



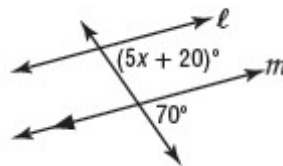
2.



3.



4.



Chapter 3: Parallel Lines and Transversals

3-3 Proving Lines Parallel

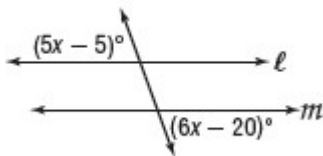
Identify Parallel Lines Before, you learned that if two parallel lines are cut by a transversal, then certain relationships between alternate interior, alternate exterior, consecutive interior, and corresponding angles exist. The converse of those relationships are also true, so that:

If	then
<ul style="list-style-type: none"> • corresponding angles are congruent, • alternate exterior angles are congruent, • consecutive interior angles are supplementary, • alternate interior angles are congruent, or <p><i>Also</i></p> <ul style="list-style-type: none"> • two lines are perpendicular to the same line, 	<p>the lines are parallel.</p>

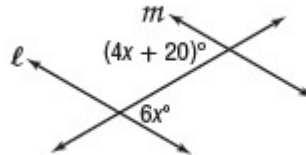
Exercises

Find x so that $l \parallel m$. Identify the postulate or theorem you used.

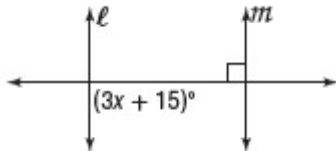
1.



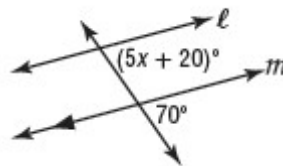
2.



3.



4.



Chapter 3: Parallel Lines and Transversals

3-3 Proving Lines Parallel

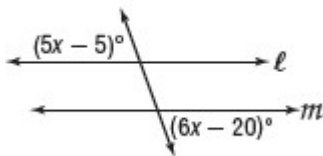
Identify Parallel Lines Before, you learned that if two parallel lines are cut by a transversal, then certain relationships between alternate interior, alternate exterior, consecutive interior, and corresponding angles exist. The converse of those relationships are also true, so that:

If	then
<ul style="list-style-type: none"> • corresponding angles are congruent, • alternate exterior angles are congruent, • consecutive interior angles are supplementary, • alternate interior angles are congruent, or <p><i>Also</i></p> <ul style="list-style-type: none"> • two lines are perpendicular to the same line, 	<p>the lines are parallel.</p>

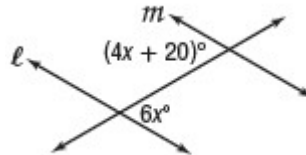
Exercises

Find x so that $l \parallel m$. Identify the postulate or theorem you used.

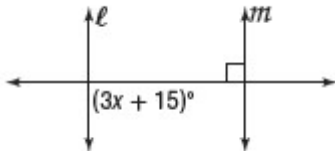
1.



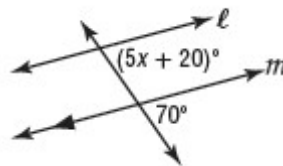
2.



3.



4.



Chapter 3: Parallel Lines and Transversals

3-3 Proving Lines Parallel

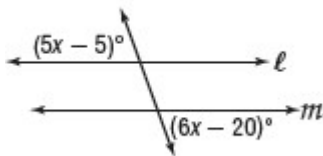
Identify Parallel Lines Before, you learned that if two parallel lines are cut by a transversal, then certain relationships between alternate interior, alternate exterior, consecutive interior, and corresponding angles exist. The converse of those relationships are also true, so that:

If	then
<ul style="list-style-type: none"> • corresponding angles are congruent, • alternate exterior angles are congruent, • consecutive interior angles are supplementary, • alternate interior angles are congruent, or <p><i>Also</i></p> <ul style="list-style-type: none"> • two lines are perpendicular to the same line, 	<p>the lines are parallel.</p>

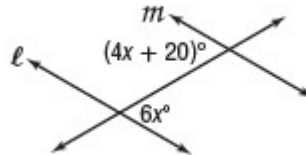
Exercises

Find x so that $l \parallel m$. Identify the postulate or theorem you used.

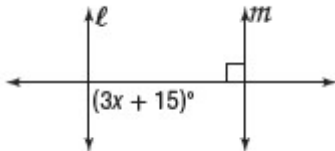
1.



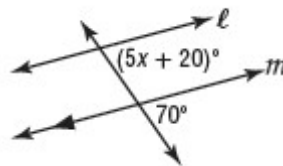
2.



3.



4.



Chapter 3: Parallel Lines and Transversals

3-3 Proving Lines Parallel

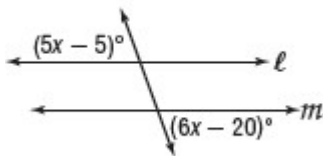
Identify Parallel Lines Before, you learned that if two parallel lines are cut by a transversal, then certain relationships between alternate interior, alternate exterior, consecutive interior, and corresponding angles exist. The converse of those relationships are also true, so that:

If	then
<ul style="list-style-type: none"> • corresponding angles are congruent, • alternate exterior angles are congruent, • consecutive interior angles are supplementary, • alternate interior angles are congruent, or <p><i>Also</i></p> <ul style="list-style-type: none"> • two lines are perpendicular to the same line, 	the lines are parallel.

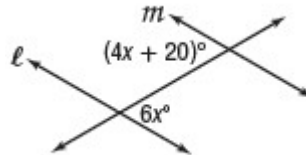
Exercises

Find x so that $l \parallel m$. Identify the postulate or theorem you used.

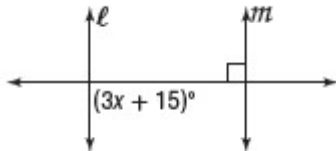
1.



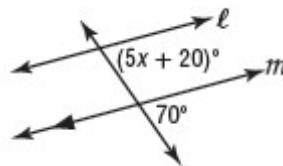
2.



3.



4.



Chapter 3: Parallel Lines and Transversals

3-3 Proving Lines Parallel

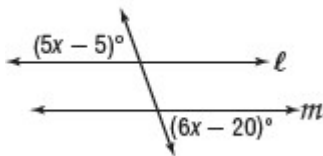
Identify Parallel Lines Before, you learned that if two parallel lines are cut by a transversal, then certain relationships between alternate interior, alternate exterior, consecutive interior, and corresponding angles exist. The converse of those relationships are also true, so that:

If	then
<ul style="list-style-type: none"> • corresponding angles are congruent, • alternate exterior angles are congruent, • consecutive interior angles are supplementary, • alternate interior angles are congruent, or <p><i>Also</i></p> <ul style="list-style-type: none"> • two lines are perpendicular to the same line, 	<p>the lines are parallel.</p>

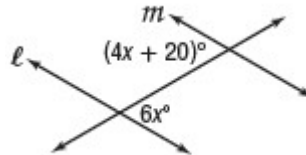
Exercises

Find x so that $l \parallel m$. Identify the postulate or theorem you used.

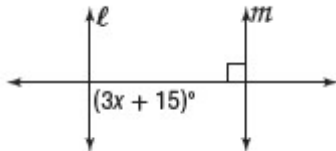
1.



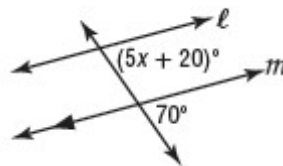
2.



3.



4.



Chapter 3: Parallel Lines and Transversals

3-3 Proving Lines Parallel

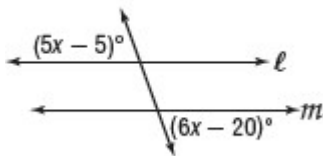
Identify Parallel Lines Before, you learned that if two parallel lines are cut by a transversal, then certain relationships between alternate interior, alternate exterior, consecutive interior, and corresponding angles exist. The converse of those relationships are also true, so that:

If	then
<ul style="list-style-type: none"> • corresponding angles are congruent, • alternate exterior angles are congruent, • consecutive interior angles are supplementary, • alternate interior angles are congruent, or <p><i>Also</i></p> <ul style="list-style-type: none"> • two lines are perpendicular to the same line, 	<p>the lines are parallel.</p>

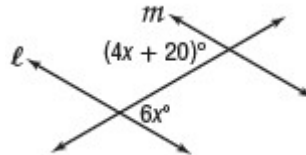
Exercises

Find x so that $l \parallel m$. Identify the postulate or theorem you used.

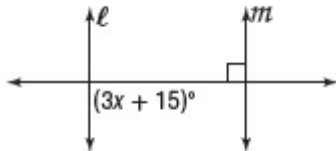
1.



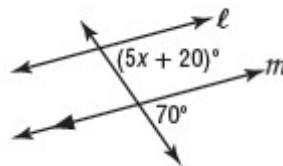
2.



3.



4.



Chapter 3: Parallel Lines and Transversals

3-3 Proving Lines Parallel

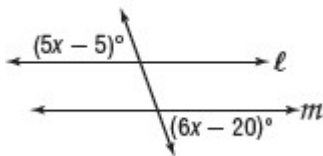
Identify Parallel Lines Before, you learned that if two parallel lines are cut by a transversal, then certain relationships between alternate interior, alternate exterior, consecutive interior, and corresponding angles exist. The converse of those relationships are also true, so that:

If	then
<ul style="list-style-type: none"> • corresponding angles are congruent, • alternate exterior angles are congruent, • consecutive interior angles are supplementary, • alternate interior angles are congruent, or <p><i>Also</i></p> <ul style="list-style-type: none"> • two lines are perpendicular to the same line, 	<p>the lines are parallel.</p>

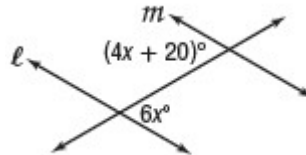
Exercises

Find x so that $l \parallel m$. Identify the postulate or theorem you used.

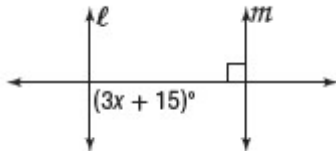
1.



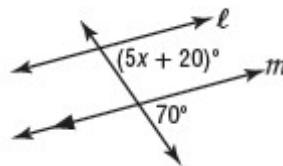
2.



3.



4.



Chapter 3: Parallel Lines and Transversals

3-3 Proving Lines Parallel

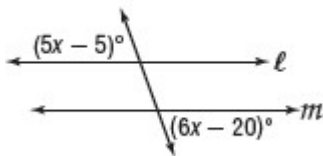
Identify Parallel Lines Before, you learned that if two parallel lines are cut by a transversal, then certain relationships between alternate interior, alternate exterior, consecutive interior, and corresponding angles exist. The converse of those relationships are also true, so that:

If	then
<ul style="list-style-type: none"> • corresponding angles are congruent, • alternate exterior angles are congruent, • consecutive interior angles are supplementary, • alternate interior angles are congruent, or <p><i>Also</i></p> <ul style="list-style-type: none"> • two lines are perpendicular to the same line, 	the lines are parallel.

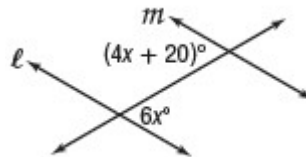
Exercises

Find x so that $l \parallel m$. Identify the postulate or theorem you used.

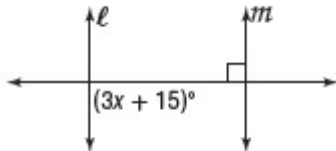
1.



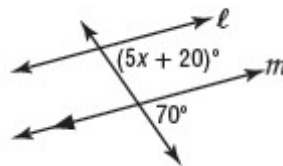
2.



3.



4.



Chapter 3: Parallel Lines and Transversals

3-3 Proving Lines Parallel

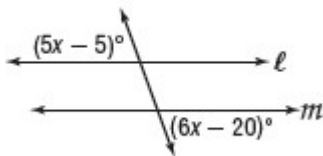
Identify Parallel Lines Before, you learned that if two parallel lines are cut by a transversal, then certain relationships between alternate interior, alternate exterior, consecutive interior, and corresponding angles exist. The converse of those relationships are also true, so that:

If	then
<ul style="list-style-type: none"> • corresponding angles are congruent, • alternate exterior angles are congruent, • consecutive interior angles are supplementary, • alternate interior angles are congruent, or <p><i>Also</i></p> <ul style="list-style-type: none"> • two lines are perpendicular to the same line, 	the lines are parallel.

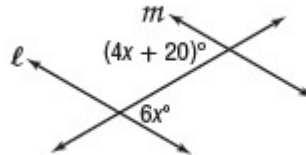
Exercises

Find x so that $l \parallel m$. Identify the postulate or theorem you used.

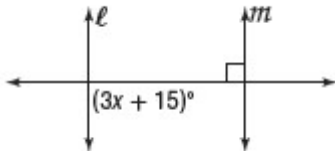
1.



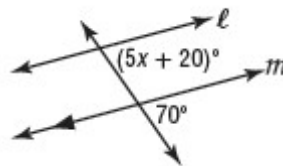
2.



3.



4.



Chapter 3: Parallel Lines and Transversals

3-3 Proving Lines Parallel

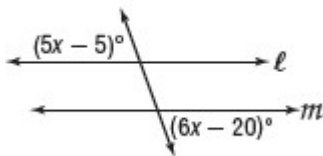
Identify Parallel Lines Before, you learned that if two parallel lines are cut by a transversal, then certain relationships between alternate interior, alternate exterior, consecutive interior, and corresponding angles exist. The converse of those relationships are also true, so that:

If	then
<ul style="list-style-type: none"> • corresponding angles are congruent, • alternate exterior angles are congruent, • consecutive interior angles are supplementary, • alternate interior angles are congruent, or <p><i>Also</i></p> <ul style="list-style-type: none"> • two lines are perpendicular to the same line, 	the lines are parallel.

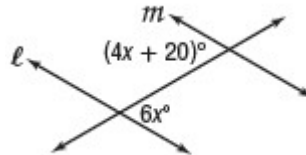
Exercises

Find x so that $l \parallel m$. Identify the postulate or theorem you used.

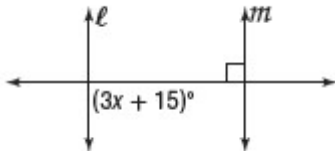
1.



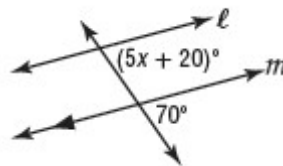
2.



3.



4.



Chapter 3: Parallel Lines and Transversals

3-3 Proving Lines Parallel

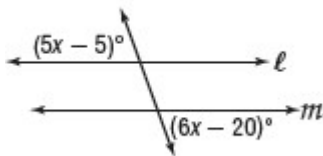
Identify Parallel Lines Before, you learned that if two parallel lines are cut by a transversal, then certain relationships between alternate interior, alternate exterior, consecutive interior, and corresponding angles exist. The converse of those relationships are also true, so that:

If	then
<ul style="list-style-type: none"> • corresponding angles are congruent, • alternate exterior angles are congruent, • consecutive interior angles are supplementary, • alternate interior angles are congruent, or <p><i>Also</i></p> <ul style="list-style-type: none"> • two lines are perpendicular to the same line, 	<p>the lines are parallel.</p>

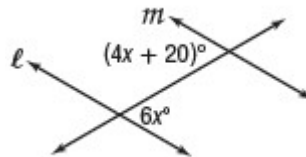
Exercises

Find x so that $l \parallel m$. Identify the postulate or theorem you used.

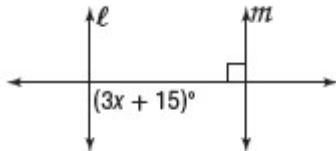
1.



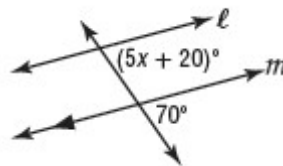
2.



3.



4.



Chapter 3: Parallel Lines and Transversals

3-3 Proving Lines Parallel

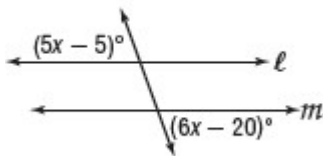
Identify Parallel Lines Before, you learned that if two parallel lines are cut by a transversal, then certain relationships between alternate interior, alternate exterior, consecutive interior, and corresponding angles exist. The converse of those relationships are also true, so that:

If	then
<ul style="list-style-type: none"> • corresponding angles are congruent, • alternate exterior angles are congruent, • consecutive interior angles are supplementary, • alternate interior angles are congruent, or <p><i>Also</i></p> <ul style="list-style-type: none"> • two lines are perpendicular to the same line, 	the lines are parallel.

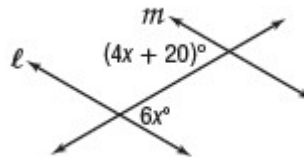
Exercises

Find x so that $l \parallel m$. Identify the postulate or theorem you used.

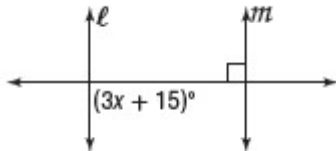
1.



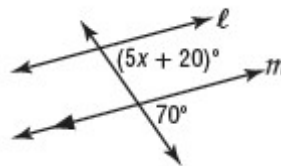
2.



3.



4.



Chapter 3: Parallel Lines and Transversals

3-3 Proving Lines Parallel

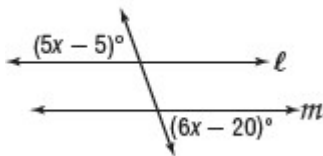
Identify Parallel Lines Before, you learned that if two parallel lines are cut by a transversal, then certain relationships between alternate interior, alternate exterior, consecutive interior, and corresponding angles exist. The converse of those relationships are also true, so that:

If	then
<ul style="list-style-type: none"> • corresponding angles are congruent, • alternate exterior angles are congruent, • consecutive interior angles are supplementary, • alternate interior angles are congruent, or <p><i>Also</i></p> <ul style="list-style-type: none"> • two lines are perpendicular to the same line, 	the lines are parallel.

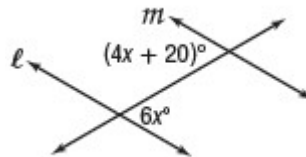
Exercises

Find x so that $l \parallel m$. Identify the postulate or theorem you used.

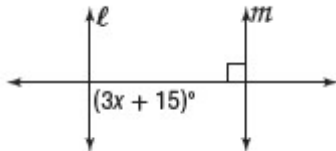
1.



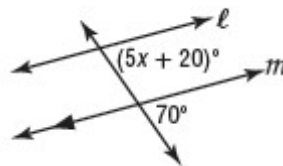
2.



3.



4.



Chapter 3: Parallel Lines and Transversals

3-3 Proving Lines Parallel

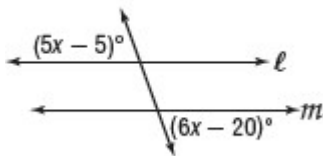
Identify Parallel Lines Before, you learned that if two parallel lines are cut by a transversal, then certain relationships between alternate interior, alternate exterior, consecutive interior, and corresponding angles exist. The converse of those relationships are also true, so that:

If	then
<ul style="list-style-type: none"> • corresponding angles are congruent, • alternate exterior angles are congruent, • consecutive interior angles are supplementary, • alternate interior angles are congruent, or <p><i>Also</i></p> <ul style="list-style-type: none"> • two lines are perpendicular to the same line, 	the lines are parallel.

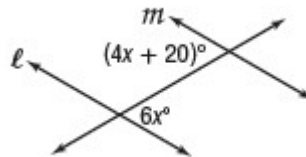
Exercises

Find x so that $l \parallel m$. Identify the postulate or theorem you used.

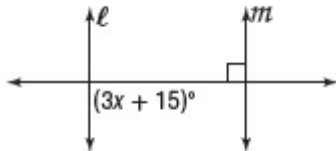
1.



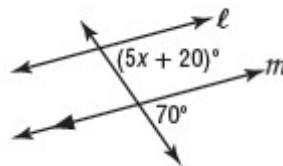
2.



3.



4.



Chapter 3: Parallel Lines and Transversals

3-3 Proving Lines Parallel

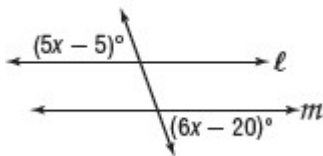
Identify Parallel Lines Before, you learned that if two parallel lines are cut by a transversal, then certain relationships between alternate interior, alternate exterior, consecutive interior, and corresponding angles exist. The converse of those relationships are also true, so that:

If	then
<ul style="list-style-type: none"> • corresponding angles are congruent, • alternate exterior angles are congruent, • consecutive interior angles are supplementary, • alternate interior angles are congruent, or <p><i>Also</i></p> <ul style="list-style-type: none"> • two lines are perpendicular to the same line, 	the lines are parallel.

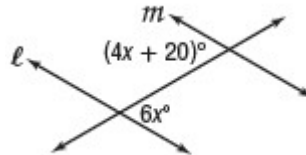
Exercises

Find x so that $l \parallel m$. Identify the postulate or theorem you used.

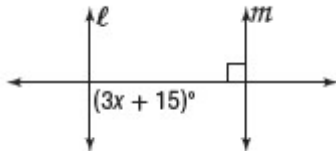
1.



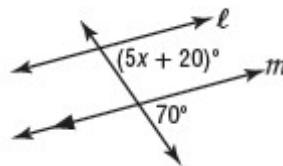
2.



3.



4.



Chapter 3: Parallel Lines and Transversals

3-3 Proving Lines Parallel

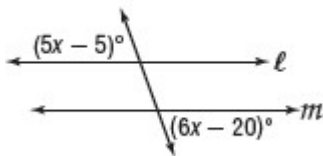
Identify Parallel Lines Before, you learned that if two parallel lines are cut by a transversal, then certain relationships between alternate interior, alternate exterior, consecutive interior, and corresponding angles exist. The converse of those relationships are also true, so that:

If	then
<ul style="list-style-type: none"> • corresponding angles are congruent, • alternate exterior angles are congruent, • consecutive interior angles are supplementary, • alternate interior angles are congruent, or <p><i>Also</i></p> <ul style="list-style-type: none"> • two lines are perpendicular to the same line, 	the lines are parallel.

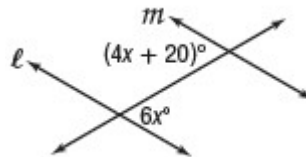
Exercises

Find x so that $l \parallel m$. Identify the postulate or theorem you used.

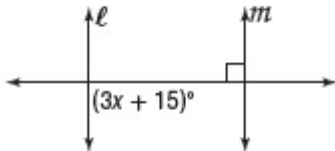
1.



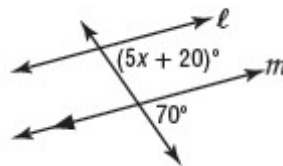
2.



3.



4.



Chapter 3: Parallel Lines and Transversals

3-3 Proving Lines Parallel

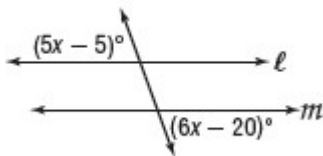
Identify Parallel Lines Before, you learned that if two parallel lines are cut by a transversal, then certain relationships between alternate interior, alternate exterior, consecutive interior, and corresponding angles exist. The converse of those relationships are also true, so that:

If	then
<ul style="list-style-type: none"> • corresponding angles are congruent, • alternate exterior angles are congruent, • consecutive interior angles are supplementary, • alternate interior angles are congruent, or <p><i>Also</i></p> <ul style="list-style-type: none"> • two lines are perpendicular to the same line, 	the lines are parallel.

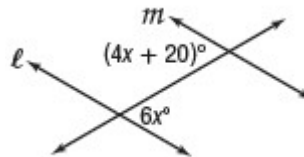
Exercises

Find x so that $l \parallel m$. Identify the postulate or theorem you used.

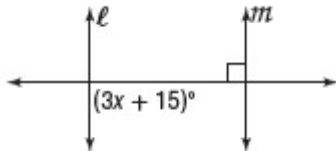
1.



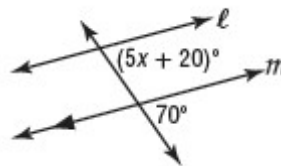
2.



3.



4.



Chapter 3: Parallel Lines and Transversals

3-3 Proving Lines Parallel

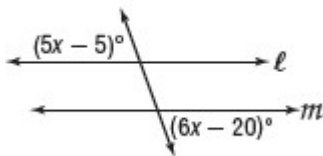
Identify Parallel Lines Before, you learned that if two parallel lines are cut by a transversal, then certain relationships between alternate interior, alternate exterior, consecutive interior, and corresponding angles exist. The converse of those relationships are also true, so that:

If	then
<ul style="list-style-type: none"> • corresponding angles are congruent, • alternate exterior angles are congruent, • consecutive interior angles are supplementary, • alternate interior angles are congruent, or <p><i>Also</i></p> <ul style="list-style-type: none"> • two lines are perpendicular to the same line, 	<p>the lines are parallel.</p>

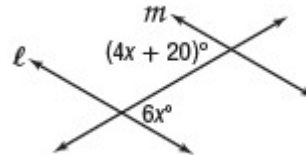
Exercises

Find x so that $l \parallel m$. Identify the postulate or theorem you used.

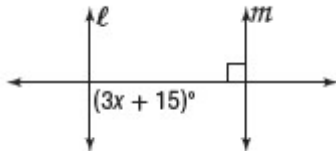
1.



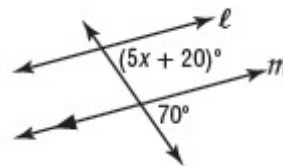
2.



3.



4.



Chapter 3: Parallel Lines and Transversals

3-3 Proving Lines Parallel

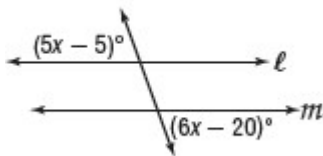
Identify Parallel Lines Before, you learned that if two parallel lines are cut by a transversal, then certain relationships between alternate interior, alternate exterior, consecutive interior, and corresponding angles exist. The converse of those relationships are also true, so that:

If	then
<ul style="list-style-type: none"> • corresponding angles are congruent, • alternate exterior angles are congruent, • consecutive interior angles are supplementary, • alternate interior angles are congruent, or <p><i>Also</i></p> <ul style="list-style-type: none"> • two lines are perpendicular to the same line, 	the lines are parallel.

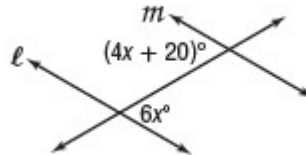
Exercises

Find x so that $l \parallel m$. Identify the postulate or theorem you used.

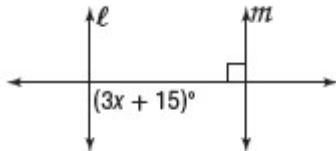
1.



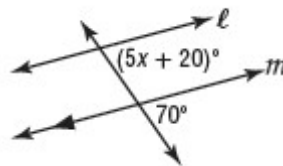
2.



3.



4.



Chapter 3: Parallel Lines and Transversals

3-3 Proving Lines Parallel

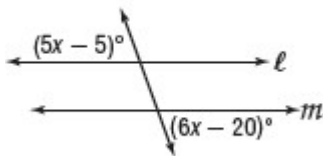
Identify Parallel Lines Before, you learned that if two parallel lines are cut by a transversal, then certain relationships between alternate interior, alternate exterior, consecutive interior, and corresponding angles exist. The converse of those relationships are also true, so that:

If	then
<ul style="list-style-type: none"> • corresponding angles are congruent, • alternate exterior angles are congruent, • consecutive interior angles are supplementary, • alternate interior angles are congruent, or <p><i>Also</i></p> <ul style="list-style-type: none"> • two lines are perpendicular to the same line, 	the lines are parallel.

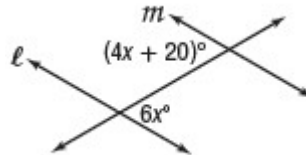
Exercises

Find x so that $l \parallel m$. Identify the postulate or theorem you used.

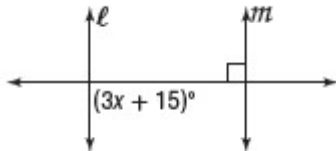
1.



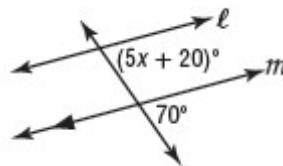
2.



3.



4.



Chapter 3: Parallel Lines and Transversals

3-3 Proving Lines Parallel

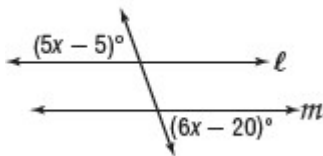
Identify Parallel Lines Before, you learned that if two parallel lines are cut by a transversal, then certain relationships between alternate interior, alternate exterior, consecutive interior, and corresponding angles exist. The converse of those relationships are also true, so that:

If	then
<ul style="list-style-type: none"> • corresponding angles are congruent, • alternate exterior angles are congruent, • consecutive interior angles are supplementary, • alternate interior angles are congruent, or <p><i>Also</i></p> <ul style="list-style-type: none"> • two lines are perpendicular to the same line, 	the lines are parallel.

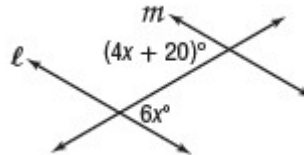
Exercises

Find x so that $l \parallel m$. Identify the postulate or theorem you used.

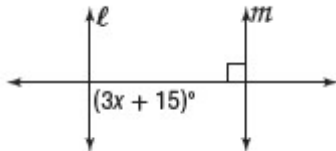
1.



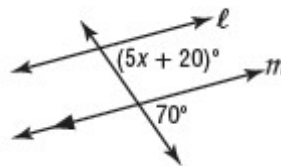
2.



3.



4.



Chapter 3: Parallel Lines and Transversals

3-3 Proving Lines Parallel

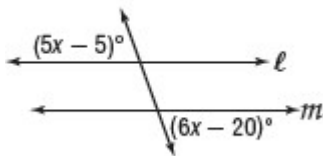
Identify Parallel Lines Before, you learned that if two parallel lines are cut by a transversal, then certain relationships between alternate interior, alternate exterior, consecutive interior, and corresponding angles exist. The converse of those relationships are also true, so that:

If	then
<ul style="list-style-type: none"> • corresponding angles are congruent, • alternate exterior angles are congruent, • consecutive interior angles are supplementary, • alternate interior angles are congruent, or <p><i>Also</i></p> <ul style="list-style-type: none"> • two lines are perpendicular to the same line, 	<p>the lines are parallel.</p>

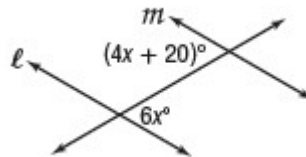
Exercises

Find x so that $l \parallel m$. Identify the postulate or theorem you used.

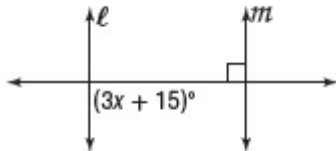
1.



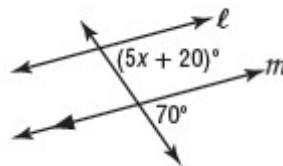
2.



3.



4.



Chapter 3: Parallel Lines and Transversals

3-3 Proving Lines Parallel

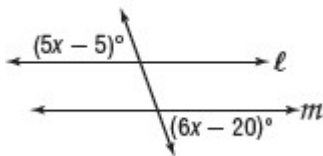
Identify Parallel Lines Before, you learned that if two parallel lines are cut by a transversal, then certain relationships between alternate interior, alternate exterior, consecutive interior, and corresponding angles exist. The converse of those relationships are also true, so that:

If	then
<ul style="list-style-type: none"> • corresponding angles are congruent, • alternate exterior angles are congruent, • consecutive interior angles are supplementary, • alternate interior angles are congruent, or <p><i>Also</i></p> <ul style="list-style-type: none"> • two lines are perpendicular to the same line, 	<p>the lines are parallel.</p>

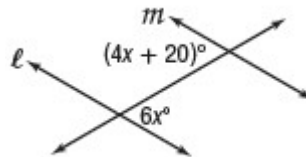
Exercises

Find x so that $l \parallel m$. Identify the postulate or theorem you used.

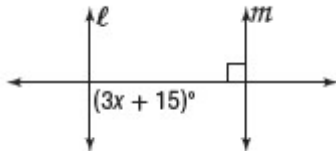
1.



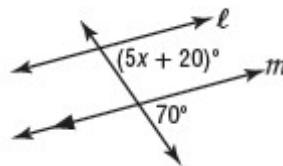
2.



3.



4.



Chapter 3: Parallel Lines and Transversals

3-3 Proving Lines Parallel

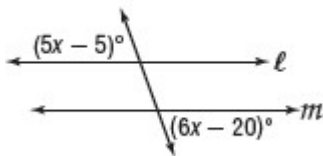
Identify Parallel Lines Before, you learned that if two parallel lines are cut by a transversal, then certain relationships between alternate interior, alternate exterior, consecutive interior, and corresponding angles exist. The converse of those relationships are also true, so that:

If	then
<ul style="list-style-type: none"> • corresponding angles are congruent, • alternate exterior angles are congruent, • consecutive interior angles are supplementary, • alternate interior angles are congruent, or <p><i>Also</i></p> <ul style="list-style-type: none"> • two lines are perpendicular to the same line, 	the lines are parallel.

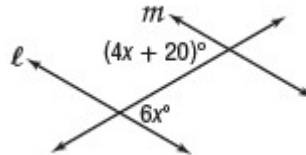
Exercises

Find x so that $l \parallel m$. Identify the postulate or theorem you used.

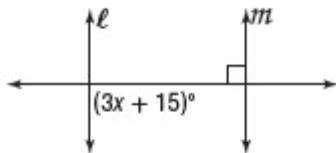
1.



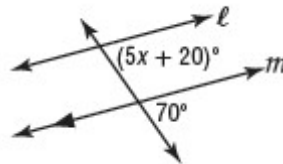
2.



3.



4.



Chapter 3: Parallel Lines and Transversals

3-3 Proving Lines Parallel

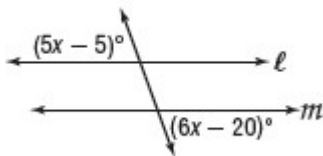
Identify Parallel Lines Before, you learned that if two parallel lines are cut by a transversal, then certain relationships between alternate interior, alternate exterior, consecutive interior, and corresponding angles exist. The converse of those relationships are also true, so that:

If	then
<ul style="list-style-type: none"> • corresponding angles are congruent, • alternate exterior angles are congruent, • consecutive interior angles are supplementary, • alternate interior angles are congruent, or <p><i>Also</i></p> <ul style="list-style-type: none"> • two lines are perpendicular to the same line, 	the lines are parallel.

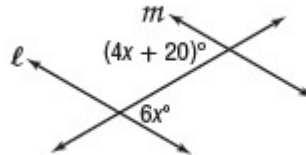
Exercises

Find x so that $l \parallel m$. Identify the postulate or theorem you used.

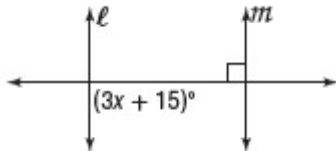
1.



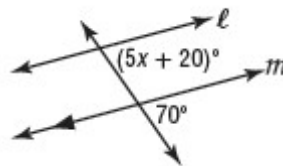
2.



3.



4.



Chapter 3: Parallel Lines and Transversals

3-3 Proving Lines Parallel

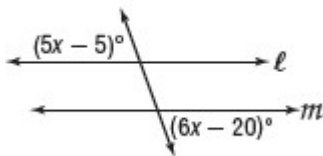
Identify Parallel Lines Before, you learned that if two parallel lines are cut by a transversal, then certain relationships between alternate interior, alternate exterior, consecutive interior, and corresponding angles exist. The converse of those relationships are also true, so that:

If	then
<ul style="list-style-type: none"> • corresponding angles are congruent, • alternate exterior angles are congruent, • consecutive interior angles are supplementary, • alternate interior angles are congruent, or <p><i>Also</i></p> <ul style="list-style-type: none"> • two lines are perpendicular to the same line, 	<p>the lines are parallel.</p>

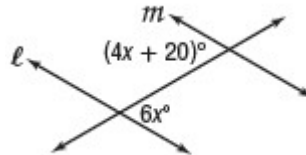
Exercises

Find x so that $l \parallel m$. Identify the postulate or theorem you used.

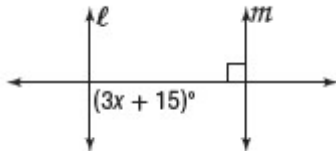
1.



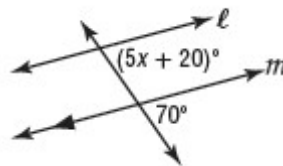
2.



3.



4.



Chapter 3: Parallel Lines and Transversals

3-3 Proving Lines Parallel

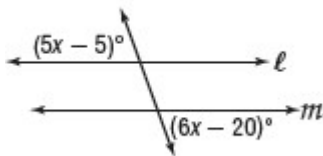
Identify Parallel Lines Before, you learned that if two parallel lines are cut by a transversal, then certain relationships between alternate interior, alternate exterior, consecutive interior, and corresponding angles exist. The converse of those relationships are also true, so that:

If	then
<ul style="list-style-type: none"> • corresponding angles are congruent, • alternate exterior angles are congruent, • consecutive interior angles are supplementary, • alternate interior angles are congruent, or <p><i>Also</i></p> <ul style="list-style-type: none"> • two lines are perpendicular to the same line, 	<p>the lines are parallel.</p>

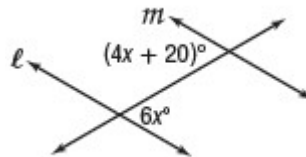
Exercises

Find x so that $l \parallel m$. Identify the postulate or theorem you used.

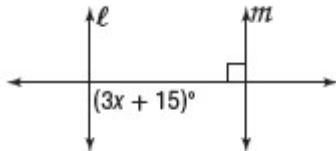
1.



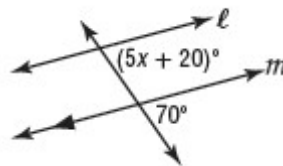
2.



3.



4.



Chapter 3: Parallel Lines and Transversals

3-3 Proving Lines Parallel

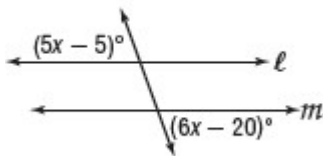
Identify Parallel Lines Before, you learned that if two parallel lines are cut by a transversal, then certain relationships between alternate interior, alternate exterior, consecutive interior, and corresponding angles exist. The converse of those relationships are also true, so that:

If	then
<ul style="list-style-type: none"> • corresponding angles are congruent, • alternate exterior angles are congruent, • consecutive interior angles are supplementary, • alternate interior angles are congruent, or <p><i>Also</i></p> <ul style="list-style-type: none"> • two lines are perpendicular to the same line, 	the lines are parallel.

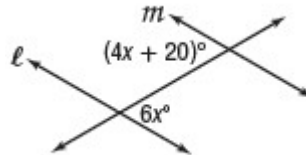
Exercises

Find x so that $l \parallel m$. Identify the postulate or theorem you used.

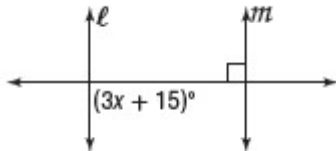
1.



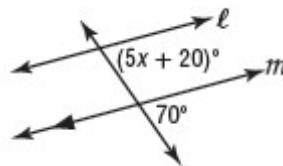
2.



3.



4.



Chapter 3: Parallel Lines and Transversals

3-3 Proving Lines Parallel

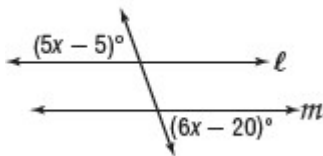
Identify Parallel Lines Before, you learned that if two parallel lines are cut by a transversal, then certain relationships between alternate interior, alternate exterior, consecutive interior, and corresponding angles exist. The converse of those relationships are also true, so that:

If	then
<ul style="list-style-type: none"> • corresponding angles are congruent, • alternate exterior angles are congruent, • consecutive interior angles are supplementary, • alternate interior angles are congruent, or <p><i>Also</i></p> <ul style="list-style-type: none"> • two lines are perpendicular to the same line, 	the lines are parallel.

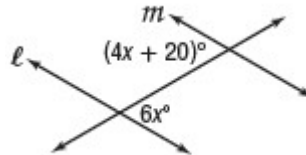
Exercises

Find x so that $l \parallel m$. Identify the postulate or theorem you used.

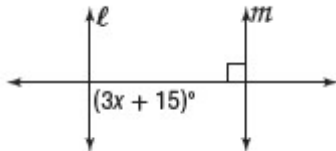
1.



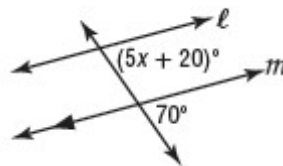
2.



3.



4.



Chapter 3: Parallel Lines and Transversals

3-3 Proving Lines Parallel

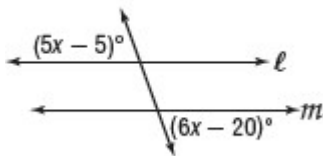
Identify Parallel Lines Before, you learned that if two parallel lines are cut by a transversal, then certain relationships between alternate interior, alternate exterior, consecutive interior, and corresponding angles exist. The converse of those relationships are also true, so that:

If	then
<ul style="list-style-type: none"> • corresponding angles are congruent, • alternate exterior angles are congruent, • consecutive interior angles are supplementary, • alternate interior angles are congruent, or <p><i>Also</i></p> <ul style="list-style-type: none"> • two lines are perpendicular to the same line, 	the lines are parallel.

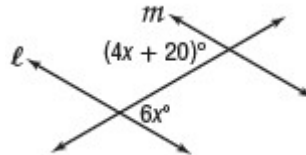
Exercises

Find x so that $l \parallel m$. Identify the postulate or theorem you used.

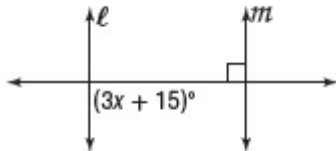
1.



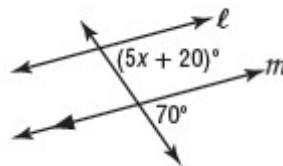
2.



3.



4.



Chapter 3: Parallel Lines and Transversals

3-3 Proving Lines Parallel

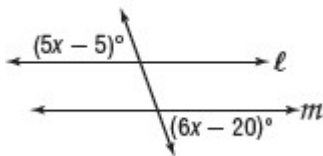
Identify Parallel Lines Before, you learned that if two parallel lines are cut by a transversal, then certain relationships between alternate interior, alternate exterior, consecutive interior, and corresponding angles exist. The converse of those relationships are also true, so that:

If	then
<ul style="list-style-type: none"> • corresponding angles are congruent, • alternate exterior angles are congruent, • consecutive interior angles are supplementary, • alternate interior angles are congruent, or <p><i>Also</i></p> <ul style="list-style-type: none"> • two lines are perpendicular to the same line, 	the lines are parallel.

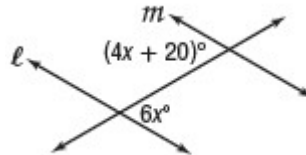
Exercises

Find x so that $l \parallel m$. Identify the postulate or theorem you used.

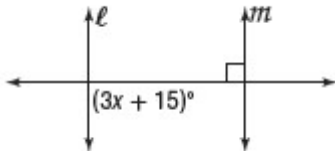
1.



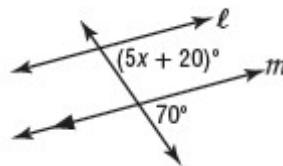
2.



3.



4.



Chapter 3: Parallel Lines and Transversals

3-3 Proving Lines Parallel

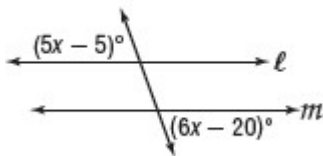
Identify Parallel Lines Before, you learned that if two parallel lines are cut by a transversal, then certain relationships between alternate interior, alternate exterior, consecutive interior, and corresponding angles exist. The converse of those relationships are also true, so that:

If	then
<ul style="list-style-type: none"> • corresponding angles are congruent, • alternate exterior angles are congruent, • consecutive interior angles are supplementary, • alternate interior angles are congruent, or <p><i>Also</i></p> <ul style="list-style-type: none"> • two lines are perpendicular to the same line, 	the lines are parallel.

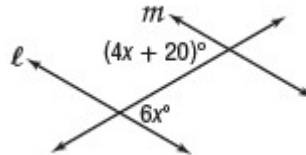
Exercises

Find x so that $l \parallel m$. Identify the postulate or theorem you used.

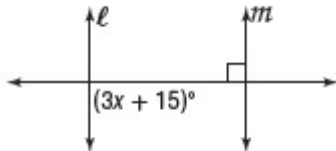
1.



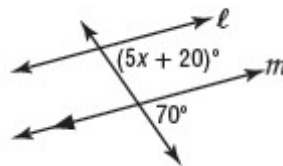
2.



3.



4.



Chapter 3: Parallel Lines and Transversals

3-3 Proving Lines Parallel

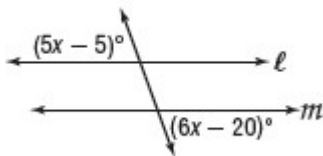
Identify Parallel Lines Before, you learned that if two parallel lines are cut by a transversal, then certain relationships between alternate interior, alternate exterior, consecutive interior, and corresponding angles exist. The converse of those relationships are also true, so that:

If	then
<ul style="list-style-type: none"> • corresponding angles are congruent, • alternate exterior angles are congruent, • consecutive interior angles are supplementary, • alternate interior angles are congruent, or <p><i>Also</i></p> <ul style="list-style-type: none"> • two lines are perpendicular to the same line, 	<p>the lines are parallel.</p>

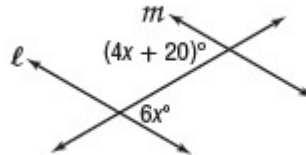
Exercises

Find x so that $l \parallel m$. Identify the postulate or theorem you used.

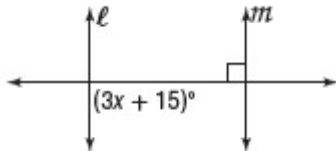
1.



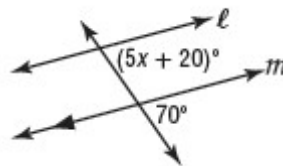
2.



3.



4.



Chapter 3: Parallel Lines and Transversals

3-3 Proving Lines Parallel

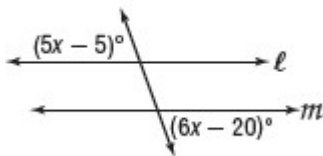
Identify Parallel Lines Before, you learned that if two parallel lines are cut by a transversal, then certain relationships between alternate interior, alternate exterior, consecutive interior, and corresponding angles exist. The converse of those relationships are also true, so that:

If	then
<ul style="list-style-type: none"> • corresponding angles are congruent, • alternate exterior angles are congruent, • consecutive interior angles are supplementary, • alternate interior angles are congruent, or <p><i>Also</i></p> <ul style="list-style-type: none"> • two lines are perpendicular to the same line, 	the lines are parallel.

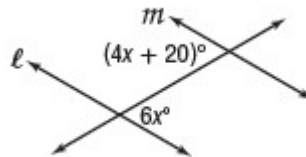
Exercises

Find x so that $l \parallel m$. Identify the postulate or theorem you used.

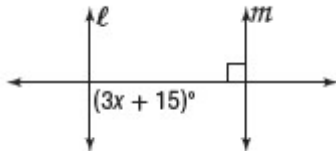
1.



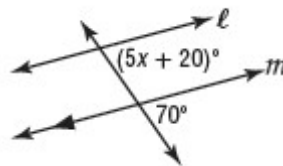
2.



3.



4.



Chapter 3: Parallel Lines and Transversals

3-3 Proving Lines Parallel

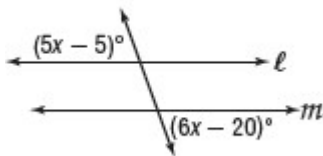
Identify Parallel Lines Before, you learned that if two parallel lines are cut by a transversal, then certain relationships between alternate interior, alternate exterior, consecutive interior, and corresponding angles exist. The converse of those relationships are also true, so that:

If	then
<ul style="list-style-type: none"> • corresponding angles are congruent, • alternate exterior angles are congruent, • consecutive interior angles are supplementary, • alternate interior angles are congruent, or <p><i>Also</i></p> <ul style="list-style-type: none"> • two lines are perpendicular to the same line, 	the lines are parallel.

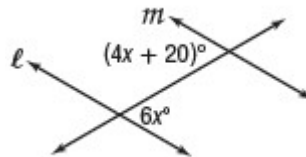
Exercises

Find x so that $l \parallel m$. Identify the postulate or theorem you used.

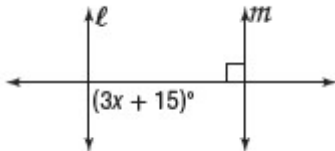
1.



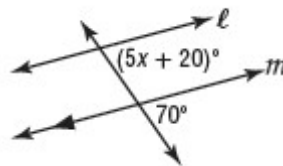
2.



3.



4.



Chapter 3: Parallel Lines and Transversals

3-3 Proving Lines Parallel

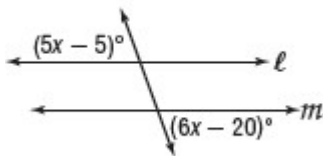
Identify Parallel Lines Before, you learned that if two parallel lines are cut by a transversal, then certain relationships between alternate interior, alternate exterior, consecutive interior, and corresponding angles exist. The converse of those relationships are also true, so that:

If	then
<ul style="list-style-type: none"> • corresponding angles are congruent, • alternate exterior angles are congruent, • consecutive interior angles are supplementary, • alternate interior angles are congruent, or <p><i>Also</i></p> <ul style="list-style-type: none"> • two lines are perpendicular to the same line, 	<p>the lines are parallel.</p>

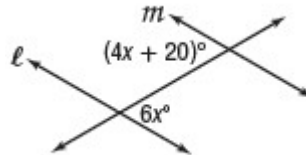
Exercises

Find x so that $l \parallel m$. Identify the postulate or theorem you used.

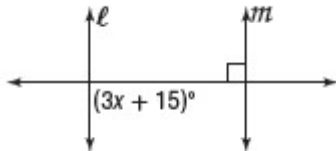
1.



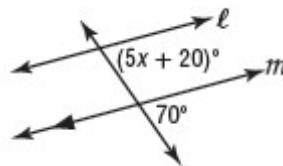
2.



3.



4.



Chapter 3: Parallel Lines and Transversals

3-3 Proving Lines Parallel

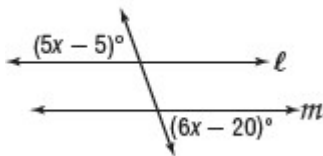
Identify Parallel Lines Before, you learned that if two parallel lines are cut by a transversal, then certain relationships between alternate interior, alternate exterior, consecutive interior, and corresponding angles exist. The converse of those relationships are also true, so that:

If	then
<ul style="list-style-type: none"> • corresponding angles are congruent, • alternate exterior angles are congruent, • consecutive interior angles are supplementary, • alternate interior angles are congruent, or <p><i>Also</i></p> <ul style="list-style-type: none"> • two lines are perpendicular to the same line, 	<p>the lines are parallel.</p>

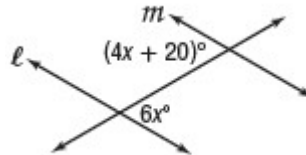
Exercises

Find x so that $l \parallel m$. Identify the postulate or theorem you used.

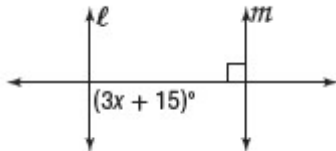
1.



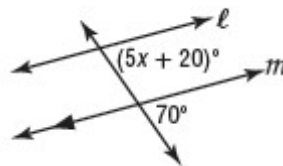
2.



3.



4.



Chapter 3: Parallel Lines and Transversals

3-3 Proving Lines Parallel

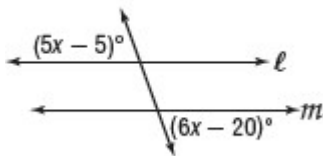
Identify Parallel Lines Before, you learned that if two parallel lines are cut by a transversal, then certain relationships between alternate interior, alternate exterior, consecutive interior, and corresponding angles exist. The converse of those relationships are also true, so that:

If	then
<ul style="list-style-type: none"> • corresponding angles are congruent, • alternate exterior angles are congruent, • consecutive interior angles are supplementary, • alternate interior angles are congruent, or <p><i>Also</i></p> <ul style="list-style-type: none"> • two lines are perpendicular to the same line, 	<p>the lines are parallel.</p>

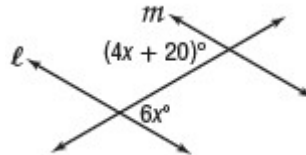
Exercises

Find x so that $l \parallel m$. Identify the postulate or theorem you used.

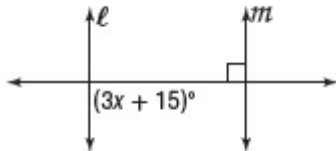
1.



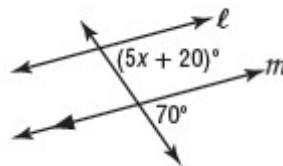
2.



3.



4.



Chapter 3: Parallel Lines and Transversals

3-3 Proving Lines Parallel

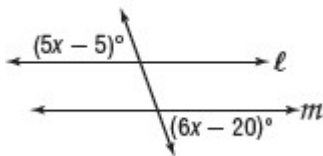
Identify Parallel Lines Before, you learned that if two parallel lines are cut by a transversal, then certain relationships between alternate interior, alternate exterior, consecutive interior, and corresponding angles exist. The converse of those relationships are also true, so that:

If	then
<ul style="list-style-type: none"> • corresponding angles are congruent, • alternate exterior angles are congruent, • consecutive interior angles are supplementary, • alternate interior angles are congruent, or <p><i>Also</i></p> <ul style="list-style-type: none"> • two lines are perpendicular to the same line, 	the lines are parallel.

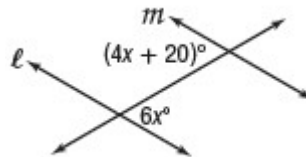
Exercises

Find x so that $l \parallel m$. Identify the postulate or theorem you used.

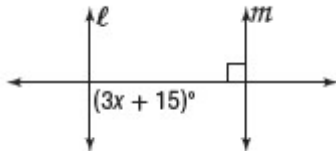
1.



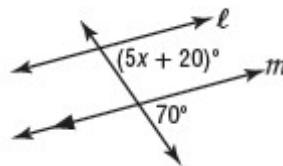
2.



3.



4.



Chapter 3: Parallel Lines and Transversals

3-3 Proving Lines Parallel

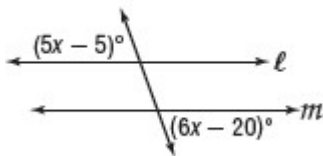
Identify Parallel Lines Before, you learned that if two parallel lines are cut by a transversal, then certain relationships between alternate interior, alternate exterior, consecutive interior, and corresponding angles exist. The converse of those relationships are also true, so that:

If	then
<ul style="list-style-type: none"> • corresponding angles are congruent, • alternate exterior angles are congruent, • consecutive interior angles are supplementary, • alternate interior angles are congruent, or <p><i>Also</i></p> <ul style="list-style-type: none"> • two lines are perpendicular to the same line, 	<p>the lines are parallel.</p>

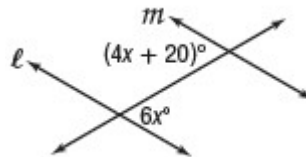
Exercises

Find x so that $l \parallel m$. Identify the postulate or theorem you used.

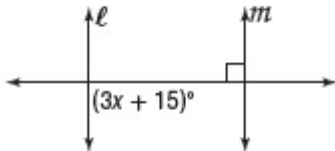
1.



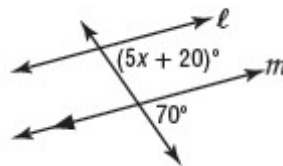
2.



3.



4.



Chapter 3: Parallel Lines and Transversals

3-3 Proving Lines Parallel

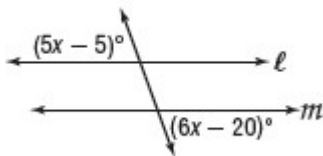
Identify Parallel Lines Before, you learned that if two parallel lines are cut by a transversal, then certain relationships between alternate interior, alternate exterior, consecutive interior, and corresponding angles exist. The converse of those relationships are also true, so that:

If	then
<ul style="list-style-type: none"> • corresponding angles are congruent, • alternate exterior angles are congruent, • consecutive interior angles are supplementary, • alternate interior angles are congruent, or <p><i>Also</i></p> <ul style="list-style-type: none"> • two lines are perpendicular to the same line, 	<p>the lines are parallel.</p>

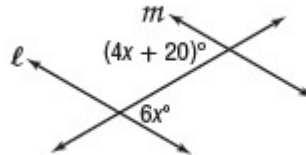
Exercises

Find x so that $l \parallel m$. Identify the postulate or theorem you used.

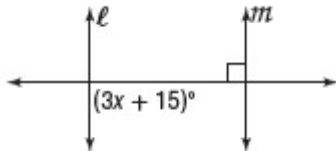
1.



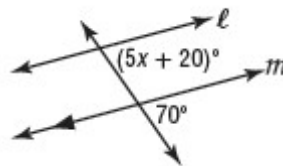
2.



3.



4.



Chapter 3: Parallel Lines and Transversals

3-3 Proving Lines Parallel

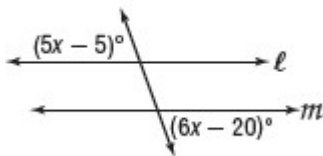
Identify Parallel Lines Before, you learned that if two parallel lines are cut by a transversal, then certain relationships between alternate interior, alternate exterior, consecutive interior, and corresponding angles exist. The converse of those relationships are also true, so that:

If	then
<ul style="list-style-type: none"> • corresponding angles are congruent, • alternate exterior angles are congruent, • consecutive interior angles are supplementary, • alternate interior angles are congruent, or <p><i>Also</i></p> <ul style="list-style-type: none"> • two lines are perpendicular to the same line, 	<p>the lines are parallel.</p>

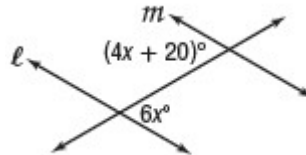
Exercises

Find x so that $l \parallel m$. Identify the postulate or theorem you used.

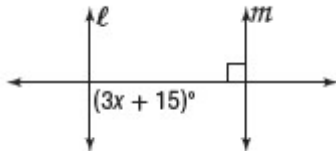
1.



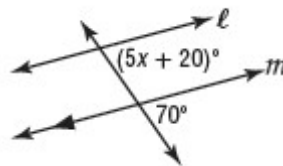
2.



3.



4.



Chapter 3: Parallel Lines and Transversals

3-3 Proving Lines Parallel

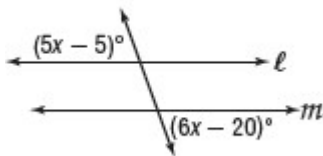
Identify Parallel Lines Before, you learned that if two parallel lines are cut by a transversal, then certain relationships between alternate interior, alternate exterior, consecutive interior, and corresponding angles exist. The converse of those relationships are also true, so that:

If	then
<ul style="list-style-type: none"> • corresponding angles are congruent, • alternate exterior angles are congruent, • consecutive interior angles are supplementary, • alternate interior angles are congruent, or <p><i>Also</i></p> <ul style="list-style-type: none"> • two lines are perpendicular to the same line, 	the lines are parallel.

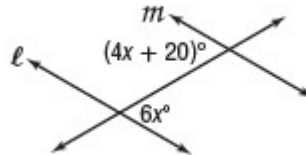
Exercises

Find x so that $l \parallel m$. Identify the postulate or theorem you used.

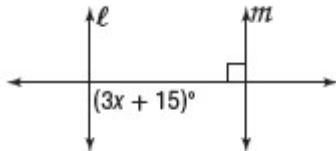
1.



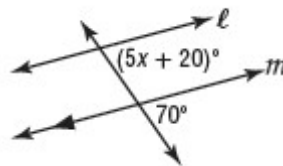
2.



3.



4.



Chapter 3: Parallel Lines and Transversals

3-3 Proving Lines Parallel

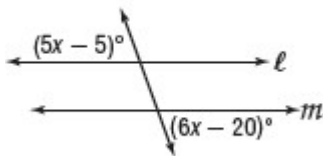
Identify Parallel Lines Before, you learned that if two parallel lines are cut by a transversal, then certain relationships between alternate interior, alternate exterior, consecutive interior, and corresponding angles exist. The converse of those relationships are also true, so that:

If	then
<ul style="list-style-type: none"> • corresponding angles are congruent, • alternate exterior angles are congruent, • consecutive interior angles are supplementary, • alternate interior angles are congruent, or <p><i>Also</i></p> <ul style="list-style-type: none"> • two lines are perpendicular to the same line, 	<p>the lines are parallel.</p>

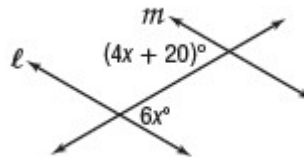
Exercises

Find x so that $l \parallel m$. Identify the postulate or theorem you used.

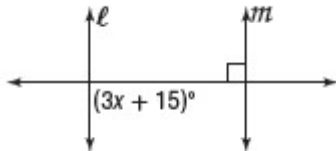
1.



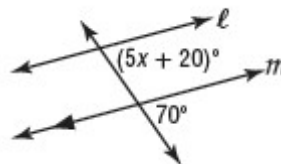
2.



3.



4.



Chapter 3: Parallel Lines and Transversals

3-3 Proving Lines Parallel

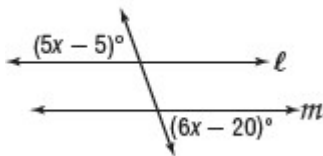
Identify Parallel Lines Before, you learned that if two parallel lines are cut by a transversal, then certain relationships between alternate interior, alternate exterior, consecutive interior, and corresponding angles exist. The converse of those relationships are also true, so that:

If	then
<ul style="list-style-type: none"> • corresponding angles are congruent, • alternate exterior angles are congruent, • consecutive interior angles are supplementary, • alternate interior angles are congruent, or <p><i>Also</i></p> <ul style="list-style-type: none"> • two lines are perpendicular to the same line, 	<p>the lines are parallel.</p>

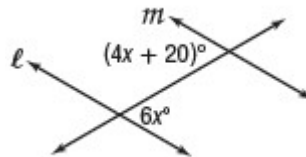
Exercises

Find x so that $l \parallel m$. Identify the postulate or theorem you used.

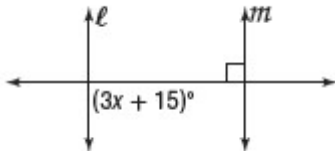
1.



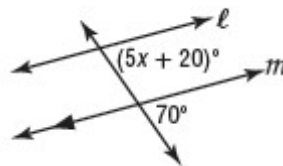
2.



3.



4.



Chapter 3: Parallel Lines and Transversals

3-3 Proving Lines Parallel

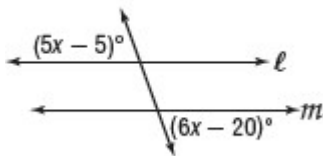
Identify Parallel Lines Before, you learned that if two parallel lines are cut by a transversal, then certain relationships between alternate interior, alternate exterior, consecutive interior, and corresponding angles exist. The converse of those relationships are also true, so that:

If	then
<ul style="list-style-type: none"> • corresponding angles are congruent, • alternate exterior angles are congruent, • consecutive interior angles are supplementary, • alternate interior angles are congruent, or <p><i>Also</i></p> <ul style="list-style-type: none"> • two lines are perpendicular to the same line, 	<p>the lines are parallel.</p>

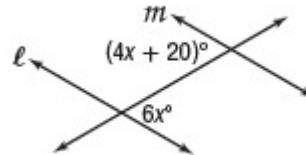
Exercises

Find x so that $l \parallel m$. Identify the postulate or theorem you used.

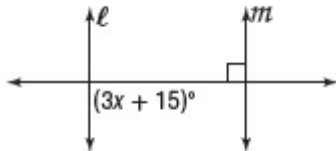
1.



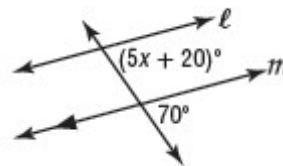
2.



3.



4.



Chapter 3: Parallel Lines and Transversals

3-3 Proving Lines Parallel

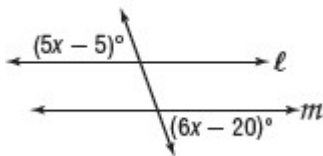
Identify Parallel Lines Before, you learned that if two parallel lines are cut by a transversal, then certain relationships between alternate interior, alternate exterior, consecutive interior, and corresponding angles exist. The converse of those relationships are also true, so that:

If	then
<ul style="list-style-type: none"> • corresponding angles are congruent, • alternate exterior angles are congruent, • consecutive interior angles are supplementary, • alternate interior angles are congruent, or <p><i>Also</i></p> <ul style="list-style-type: none"> • two lines are perpendicular to the same line, 	the lines are parallel.

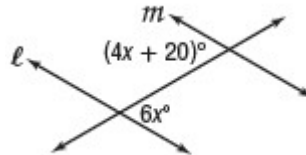
Exercises

Find x so that $l \parallel m$. Identify the postulate or theorem you used.

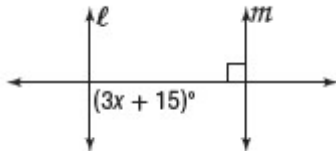
1.



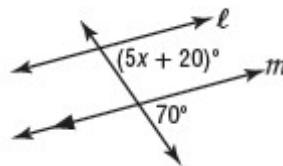
2.



3.



4.



Chapter 3: Parallel Lines and Transversals

3-3 Proving Lines Parallel

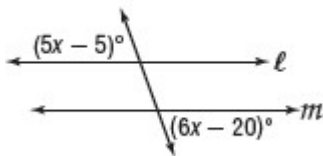
Identify Parallel Lines Before, you learned that if two parallel lines are cut by a transversal, then certain relationships between alternate interior, alternate exterior, consecutive interior, and corresponding angles exist. The converse of those relationships are also true, so that:

If	then
<ul style="list-style-type: none"> • corresponding angles are congruent, • alternate exterior angles are congruent, • consecutive interior angles are supplementary, • alternate interior angles are congruent, or <p><i>Also</i></p> <ul style="list-style-type: none"> • two lines are perpendicular to the same line, 	<p>the lines are parallel.</p>

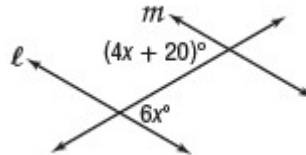
Exercises

Find x so that $l \parallel m$. Identify the postulate or theorem you used.

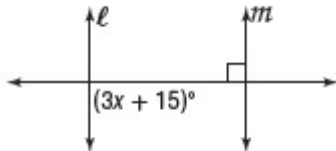
1.



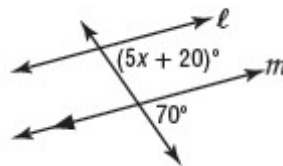
2.



3.



4.



Chapter 3: Parallel Lines and Transversals

3-3 Proving Lines Parallel

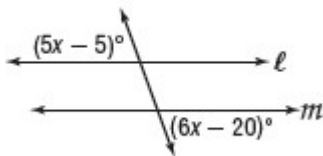
Identify Parallel Lines Before, you learned that if two parallel lines are cut by a transversal, then certain relationships between alternate interior, alternate exterior, consecutive interior, and corresponding angles exist. The converse of those relationships are also true, so that:

If	then
<ul style="list-style-type: none"> • corresponding angles are congruent, • alternate exterior angles are congruent, • consecutive interior angles are supplementary, • alternate interior angles are congruent, or <p><i>Also</i></p> <ul style="list-style-type: none"> • two lines are perpendicular to the same line, 	the lines are parallel.

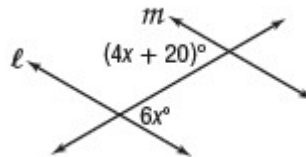
Exercises

Find x so that $l \parallel m$. Identify the postulate or theorem you used.

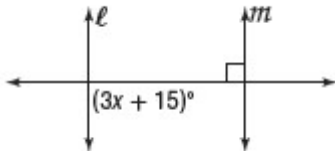
1.



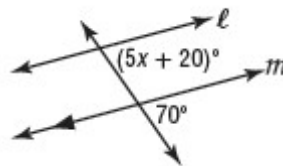
2.



3.



4.



Chapter 3: Parallel Lines and Transversals

3-3 Proving Lines Parallel

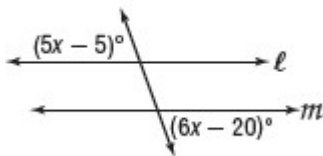
Identify Parallel Lines Before, you learned that if two parallel lines are cut by a transversal, then certain relationships between alternate interior, alternate exterior, consecutive interior, and corresponding angles exist. The converse of those relationships are also true, so that:

If	then
<ul style="list-style-type: none"> • corresponding angles are congruent, • alternate exterior angles are congruent, • consecutive interior angles are supplementary, • alternate interior angles are congruent, or <p><i>Also</i></p> <ul style="list-style-type: none"> • two lines are perpendicular to the same line, 	the lines are parallel.

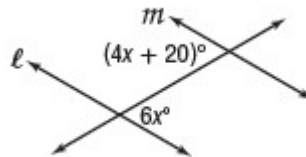
Exercises

Find x so that $l \parallel m$. Identify the postulate or theorem you used.

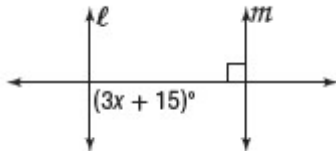
1.



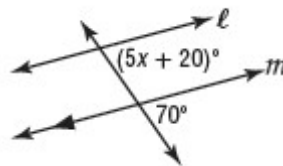
2.



3.



4.



Chapter 3: Parallel Lines and Transversals

3-3 Proving Lines Parallel

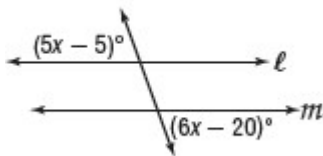
Identify Parallel Lines Before, you learned that if two parallel lines are cut by a transversal, then certain relationships between alternate interior, alternate exterior, consecutive interior, and corresponding angles exist. The converse of those relationships are also true, so that:

If	then
<ul style="list-style-type: none"> • corresponding angles are congruent, • alternate exterior angles are congruent, • consecutive interior angles are supplementary, • alternate interior angles are congruent, or <p><i>Also</i></p> <ul style="list-style-type: none"> • two lines are perpendicular to the same line, 	<p>the lines are parallel.</p>

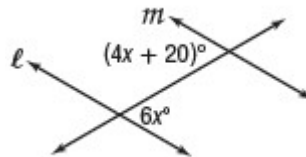
Exercises

Find x so that $l \parallel m$. Identify the postulate or theorem you used.

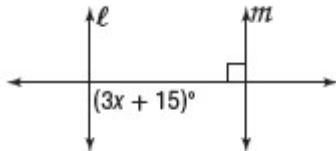
1.



2.



3.



4.

